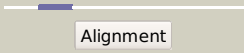

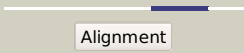
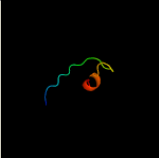

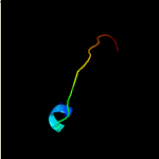


Phyre2

Email	mdejesus@rockefeller.edu
Description	RVBD0150c_(-)_176663_176950
Date	Tue Jul 23 14:50:19 BST 2019
Unique Job ID	149dabc91ada3f3a

Detailed template information

#	Template	Alignment Coverage	3D Model	Confidence	% i.d.	Template Information
1	c4rhjE_	 Alignment		10.8	23	PDB header: unknown function Chain: E; PDB Molecule: arginase; PDBTitle: crystal structure of wild-type t. brucei arginase-like protein in a2 reduced form
2	c2axoA_	 Alignment		6.5	41	PDB header: unknown function Chain: A; PDB Molecule: hypothetical protein atu2684; PDBTitle: x-ray crystal structure of protein agr_c_4864 from agrobacterium2 tumefaciens. northeast structural genomics consortium target atr35.
3	c3j7yf_	 Alignment		5.8	30	PDB header: ribosome Chain: F; PDB Molecule: ul4; PDBTitle: structure of the large ribosomal subunit from human mitochondria