


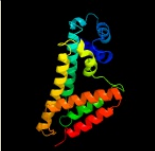





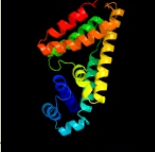














Phyre2

Email	mdejesus@rockefeller.edu
Description	RVBD0196 (-)_231645_232229
Date	Tue Jul 23 14:50:25 BST 2019
Unique Job ID	9188fd8dd03a472e

Detailed template
information

#	Template	Alignment Coverage	3D Model	Confidence	% i.d.	Template Information
1	c1sgmA	 Alignment		99.9	32	PDB header: transcription Chain: A: PDB Molecule: putative hth-type transcriptional regulator yxaf; PDBTitle: crystal structure of hypothetical protein yxaf
2	c4yzeD	 Alignment		99.9	19	PDB header: transcription Chain: D: PDB Molecule: hth-type transcriptional repressor nemr; PDBTitle: crystal structure of e.coli nemr reduced form
3	c2hyjA	 Alignment		99.9	16	PDB header: transcription Chain: A: PDB Molecule: putative tetr-family transcriptional regulator; PDBTitle: the crystal structure of a tetr-family transcriptional regulator from2 streptomyces coelicolor
4	c3qbmA	 Alignment		99.9	30	PDB header: transcription regulator Chain: A: PDB Molecule: tetr transcriptional regulator; PDBTitle: crystal structure of a tetr transcriptional regulator (caur_2221) from2 chloroflexus aurantiacus j-10-fl at 1.80 a resolution
5	c2g7sA	 Alignment		99.9	21	PDB header: transcription Chain: A: PDB Molecule: transcriptional regulator, tetr family; PDBTitle: the crystal structure of transcriptional regulator, tetr family, from2 agrobacterium tumefaciens
6	c3rd3B	 Alignment		99.9	20	PDB header: transcription Chain: B: PDB Molecule: probable transcriptional regulator; PDBTitle: structure of pseudomonas aeruginosa transcriptional regulator pa2196
7	c4ichA	 Alignment		99.9	14	PDB header: transcription regulator Chain: A: PDB Molecule: transcriptional regulator; PDBTitle: crystal structure of a putative tetr family transcriptional regulator2 from saccharomonospora viridis dsm 43017
8	c2nx4A	 Alignment		99.9	20	PDB header: structural genomics, unknown function Chain: A: PDB Molecule: transcriptional regulator, tetr family protein; PDBTitle: the crystal structure of athe putative tetr-family transcriptional2 regulator rha06780 from rhodococcus sp. rha1.
9	c3eupA	 Alignment		99.9	17	PDB header: transcription regulator Chain: A: PDB Molecule: transcriptional regulator, tetr family; PDBTitle: the crystal structure of the transcriptional regulator, tetr family2 from cytophaga hutchinsonii
10	c3on4D	 Alignment		99.9	18	PDB header: transcription Chain: D: PDB Molecule: transcriptional regulator, tetr family; PDBTitle: crystal structure of tetr transcriptional regulator from legionella2 pneumophila
11	c5ztcA	 Alignment		99.9	12	PDB header: transcription Chain: A: PDB Molecule: lmo2088 protein; PDBTitle: apo structure of tetr family transcription regulator lmo2088 of2 listeria monocytogenes egde

12	c3bruA_	Alignment		99.9	21	PDB header: transcription Chain: A: PDB Molecule: regulatory protein, tetr family; PDBTitle: crystal structure of regulatory protein tetr from rhodobacter2 sphaeroides
13	c3vprA_	Alignment		99.9	19	PDB header: dna binding protein Chain: A: PDB Molecule: transcriptional regulator, tetr family; PDBTitle: crystal structure of a tetr family transcriptional regulator pfmr from2 thermus thermophilus hb8
14	c1jumB_	Alignment		99.9	11	PDB header: transcription Chain: B: PDB Molecule: hypothetical transcriptional regulator in qaca 5' region; PDBTitle: crystal structure of the multidrug binding transcriptional repressor2 qacr bound to the natural drug berberine
15	c1pb6D_	Alignment		99.9	15	PDB header: transcription Chain: D: PDB Molecule: hypothetical transcriptional regulator ycdc; PDBTitle: crystal structure of hypothetical transcriptional regulator ycdc
16	c3e7qB_	Alignment		99.9	11	PDB header: transcription regulator Chain: B: PDB Molecule: transcriptional regulator; PDBTitle: the crystal structure of the putative transcriptional regulator from2 pseudomonas aeruginosa pao1
17	c3ppbB_	Alignment		99.9	12	PDB header: transcription regulator Chain: B: PDB Molecule: putative tetr family transcription regulator; PDBTitle: crystal structure of a putative tetr family transcription regulator2 (shew_3104) from shewanella sp. pv-4 at 2.10 a resolution
18	c6g8hC_	Alignment		99.9	18	PDB header: transcription Chain: C: PDB Molecule: tetr/acrr family transcriptional regulator; PDBTitle: flavonoid-responsive regulator frra in complex with naringenin
19	c2pbxB_	Alignment		99.9	9	PDB header: transcription Chain: B: PDB Molecule: hemagglutinin/protease regulatory protein; PDBTitle: vibrio cholerae hapr
20	c3lwjA_	Alignment		99.9	13	PDB header: transcription regulator Chain: A: PDB Molecule: putative tetr-family transcriptional regulator; PDBTitle: crystal structure of putative tetr-family transcriptional regulator2 (yp_752756.1) from syntrophomonas wolfei str. goettingen at 2.07 a3 resolution
21	c5mwrB_	Alignment	not modelled	99.9	12	PDB header: transcription Chain: B: PDB Molecule: tetr family transcriptional regulator; PDBTitle: the fadr transcription regulator from sulfolobus acidocaldarius
22	c2genA_	Alignment	not modelled	99.9	15	PDB header: transcription Chain: A: PDB Molecule: probable transcriptional regulator; PDBTitle: structural genomics, the crystal structure of a probable2 transcriptional regulator from pseudomonas aeruginosa pao1
23	c2qtqB_	Alignment	not modelled	99.9	13	PDB header: transcription Chain: B: PDB Molecule: transcriptional regulator, tetr family; PDBTitle: crystal structure of a predicted dna-binding transcriptional regulator2 (saro_1072) from novosphingobium aromaticivorans dsm at 1.85 a3 resolution
24	c1rktA_	Alignment	not modelled	99.9	14	PDB header: transcription Chain: A: PDB Molecule: protein yfir; PDBTitle: crystal structure of yfir, a putative transcriptional regulator from2 bacillus subtilis
25	c5gpcC_	Alignment	not modelled	99.9	12	PDB header: transcription, dna binding protein/dna Chain: C: PDB Molecule: transcriptional regulator (tetr/acrr family); PDBTitle: structural analysis of fatty acid degradation regulator fadr from2 bacillus halodurans
26	c5vl9D_	Alignment	not modelled	99.9	13	PDB header: transcription/dna Chain: D: PDB Molecule: regulatory protein tetr; PDBTitle: crystal structure of eilr in complex with eilo dna element
27	c2g3bB_	Alignment	not modelled	99.9	20	PDB header: transcription Chain: B: PDB Molecule: putative tetr-family transcriptional regulator; PDBTitle: crystal structure of putative tetr-family transcriptional regulator2 from rhodococcus sp.
28	c2np5A_	Alignment	not modelled	99.9	19	PDB header: transcription Chain: A: PDB Molecule: transcriptional regulator; PDBTitle: crystal structure of a transcriptional regulator

					(rha1_ro04179) from2 rhodococcus sp. rha1.
29	c6azhA_	Alignment	not modelled	99.9	10 PDB header: transcription Chain: A: PDB Molecule: tetr family transcriptional regulator; PDBTitle: clostridium perfringens putative fatty acid metabolism regulator
30	c2f07A_	Alignment	not modelled	99.8	15 PDB header: transcription Chain: A: PDB Molecule: yvdt; PDBTitle: crystal structure of yvdt from bacillus subtilis
31	c3himA_	Alignment	not modelled	99.8	12 PDB header: transcription regulator Chain: A: PDB Molecule: probable transcriptional regulator; PDBTitle: the crystal structure of a bacterial regulatory protein in the tetr2 family from rhodococcus rha1 to 2.2a
32	c5dajB_	Alignment	not modelled	99.8	16 PDB header: transcription regulator Chain: B: PDB Molecule: nald; PDBTitle: crystal structure of nald, the secondary repressor of mexab-oprm2 multidrug efflux pump in pseudomonas aeruginosa
33	c3dcfB_	Alignment	not modelled	99.8	16 PDB header: transcription regulator Chain: B: PDB Molecule: transcriptional regulator of the tetr/acrr family; PDBTitle: crystal structure of transcriptional regulator of the tetr/acrr family2 (yp_290855.1) from thermobifida fusca yx-er1 at 2.50 a resolution
34	c4me9B_	Alignment	not modelled	99.8	12 PDB header: transcription regulator Chain: B: PDB Molecule: transcriptional regulator, tetr family; PDBTitle: crystal structure of a transcriptional regulator, tetr family2 (bce_2991) from bacillus cereus atcc 10987 at 2.50 a resolution
35	c6ayhA_	Alignment	not modelled	99.8	16 PDB header: transcription Chain: A: PDB Molecule: tetr family transcriptional regulator; PDBTitle: salmonella enterica gusr
36	c3s5rA_	Alignment	not modelled	99.8	17 PDB header: dna binding protein Chain: A: PDB Molecule: transcriptional regulator tetr family; PDBTitle: crystal structure of a putative transcriptional regulator of the tetr2 family (syn_02108) from syntrophus aciditrophicus at 2.60 a3 resolution
37	c3bhqB_	Alignment	not modelled	99.8	13 PDB header: transcription Chain: B: PDB Molecule: transcriptional regulator; PDBTitle: crystal structure of a putative tetr-family transcriptional regulator2 (mlr_4833) from mesorhizobium loti maff303099 at 1.54 a resolution
38	c3f0cA_	Alignment	not modelled	99.8	14 PDB header: transcription regulator Chain: A: PDB Molecule: transcriptional regulator; PDBTitle: crystal structure of transcriptional regulator from cytophaga2 hutchinsonii atcc 33406
39	c3rh2A_	Alignment	not modelled	99.8	14 PDB header: dna binding protein Chain: A: PDB Molecule: hypothetical tetr-like transcriptional regulator; PDBTitle: crystal structure of a tetr-like transcriptional regulator (sama_0099)2 from shewanella amazonensis sb2b at 2.42 a resolution
40	c6ayiA_	Alignment	not modelled	99.8	15 PDB header: transcription Chain: A: PDB Molecule: hth-type transcriptional regulator uidr; PDBTitle: escherichia coli gusr
41	c3knwB_	Alignment	not modelled	99.8	19 PDB header: transcription regulator Chain: B: PDB Molecule: putative transcriptional regulator (tetr/acrr family); PDBTitle: crystal structure of a putative transcriptional regulator (tetr/acrr2 family member) from putative transcriptional regulator (tetr/acrr3 family)
42	c1vi0B_	Alignment	not modelled	99.8	11 PDB header: transcription Chain: B: PDB Molecule: transcriptional regulator; PDBTitle: crystal structure of a transcriptional regulator
43	c3vibD_	Alignment	not modelled	99.8	14 PDB header: dna binding protein Chain: D: PDB Molecule: mtrr; PDBTitle: structural basis for multidrug recognition and antimicrobial2 resistance by mtrr, an efflux pump regulator from neisseria3 gonorrhoeae
44	c3on2C_	Alignment	not modelled	99.8	17 PDB header: structural genomics, unknown function Chain: C: PDB Molecule: probable transcriptional regulator; PDBTitle: structure of a protein with unknown function from rhodococcus sp. rha1
45	c4w97A_	Alignment	not modelled	99.8	16 PDB header: transcription Chain: A: PDB Molecule: hth-type transcriptional repressor kstr2; PDBTitle: structure of ketosteroid transcriptional regulator kstr2 of2 mycobacterium tuberculosis
46	c5d19A_	Alignment	not modelled	99.8	21 PDB header: transcription Chain: A: PDB Molecule: tetr family transcriptional regulator; PDBTitle: crystal structure of mycobacterium tuberculosis rv0302, form ii
47	c2uxoB_	Alignment	not modelled	99.8	16 PDB header: transcription Chain: B: PDB Molecule: hth-type transcriptional regulator ttgr; PDBTitle: ttgr in complex with tetracycline
48	c3djpB_	Alignment	not modelled	99.8	19 PDB header: dna binding protein Chain: B: PDB Molecule: transcription regulator, tetr family; PDBTitle: the crystal structure of a tetr transcription regulator2 from silicibacter pomeroyi dss
49	c3anpD_	Alignment	not modelled	99.8	14 PDB header: transcription Chain: D: PDB Molecule: transcriptional repressor, tetr family; PDBTitle: crystal structure of thermus thermophilus fadr, a tetr family2 transcriptional repressor, in complex with lauroyl-coa.
50	c2dg7A_	Alignment	not modelled	99.8	19 PDB header: gene regulation Chain: A: PDB Molecule: putative transcriptional regulator; PDBTitle: crystal structure of the putative transcriptional regulator sco03372 from streptomyces coelicolor a3(2)
51	c2gfnA_	Alignment	not modelled	99.8	19 PDB header: transcription Chain: A: PDB Molecule: hth-type transcriptional regulator pksa related protein; PDBTitle: crystal structure of hth-type transcriptional regulator pksa related2 protein from rhodococcus sp. rha1

52	c4ac6A	Alignment	not modelled	99.8	13	PDB header: transcription Chain: A: PDB Molecule: hth-type transcriptional repressor acnr; PDBTitle: corynebacterium glutamicum acnr au derivative structure
53	c3he0A	Alignment	not modelled	99.8	14	PDB header: transcription regulator Chain: A: PDB Molecule: transcriptional regulator, tetr family; PDBTitle: the structure of a putative transcriptional regulator tetr family2 protein from vibrio parahaemolyticus.
54	c3bcgA	Alignment	not modelled	99.8	14	PDB header: transcription regulator Chain: A: PDB Molecule: hth-type transcriptional regulator acrr; PDBTitle: conformational changes of the acrr regulator reveal a2 mechanism of induction
55	c2hkuB	Alignment	not modelled	99.8	13	PDB header: transcription regulator Chain: B: PDB Molecule: a putative transcriptional regulator; PDBTitle: structural genomics, the crystal structure of a putative2 transcriptional regulator from rhodococcus sp. rha1
56	c2wuiA	Alignment	not modelled	99.8	13	PDB header: transcription Chain: A: PDB Molecule: transcriptional regulator; PDBTitle: crystal structure of mexz, a key repressor responsible for2 antibiotic resistance in pseudomonas aeruginosa.
57	c4gctA	Alignment	not modelled	99.8	17	PDB header: dna binding protein/dna Chain: A: PDB Molecule: nucleoid occlusion factor slma; PDBTitle: structure of no factor protein-dna complex
58	c3nnrA	Alignment	not modelled	99.8	13	PDB header: transcription Chain: A: PDB Molecule: transcriptional regulator, tetr family; PDBTitle: crystal structure of a tetr-family transcriptional regulator2 (maqu_3571) from marinobacter aquaeolei vt8 at 2.49 a resolution
59	c2i10A	Alignment	not modelled	99.8	15	PDB header: transcription Chain: A: PDB Molecule: putative tetr transcriptional regulator; PDBTitle: putative tetr transcriptional regulator from rhodococcus sp. rha1
60	c3g7rB	Alignment	not modelled	99.8	16	PDB header: transcription regulator Chain: B: PDB Molecule: putative transcriptional regulator; PDBTitle: crystal structure of sco4454, a tetr-family transcriptional regulator2 from streptomyces coelicolor
61	c2id3A	Alignment	not modelled	99.8	13	PDB header: transcription Chain: A: PDB Molecule: putative transcriptional regulator; PDBTitle: crystal structure of transcriptional regulator sco5951 from2 streptomyces coelicolor a3(2)
62	c2iaiA	Alignment	not modelled	99.8	15	PDB header: structural genomics, unknown function Chain: A: PDB Molecule: putative transcriptional regulator sco3833; PDBTitle: crystal structure of sco3833, a member of the tetr transcriptional2 regulator family from streptomyces coelicolor a3
63	c3cjdB	Alignment	not modelled	99.8	15	PDB header: transcription regulator Chain: B: PDB Molecule: transcriptional regulator, tetr family; PDBTitle: crystal structure of putative tetr transcriptional regulator2 (yp_510936.1) from jannaschia sp. ccs1 at 1.79 a resolution
64	c2zb9A	Alignment	not modelled	99.8	18	PDB header: transcription Chain: A: PDB Molecule: putative transcriptional regulator; PDBTitle: crystal structure of tetr family transcription regulator2 sco0332
65	c5k7fA	Alignment	not modelled	99.8	14	PDB header: transcription Chain: A: PDB Molecule: transcriptional regulator, tetr family; PDBTitle: crystal structure of apo aibr
66	c3g56A	Alignment	not modelled	99.8	18	PDB header: dna binding protein Chain: A: PDB Molecule: regulator of macrolide 2'-phosphotransferase i; PDBTitle: structure of the macrolide biosensor protein, mphr(a)
67	c3npiB	Alignment	not modelled	99.8	14	PDB header: gene regulation Chain: B: PDB Molecule: tetr family regulatory protein; PDBTitle: crystal structure of a tetr family regulatory protein (dip1788) from2 corynebacterium diphtheriae at 2.96 a resolution
68	c3c2bA	Alignment	not modelled	99.8	13	PDB header: transcription regulator Chain: A: PDB Molecule: transcriptional regulator, tetr family; PDBTitle: crystal structure of tetr transcriptional regulator from agrobacterium2 tumefaciens
69	c3ccyA	Alignment	not modelled	99.8	14	PDB header: transcription regulator Chain: A: PDB Molecule: putative tetr-family transcriptional regulator; PDBTitle: crystal structure of a tetr-family transcriptional regulator from2 bordetella parapertussis 12822
70	c3jsjC	Alignment	not modelled	99.8	18	PDB header: transcription Chain: C: PDB Molecule: putative tetr-family transcriptional regulator; PDBTitle: crystal structure of a putative tetr-transcriptional regulator2 (sav143) from streptomyces avermitilis ma-4680 at 2.10 a resolution
71	c2hytA	Alignment	not modelled	99.8	16	PDB header: transcription Chain: A: PDB Molecule: tetr-family transcriptional regulator; PDBTitle: crystal structure of a tetr-family transcriptional regulator (eca1819)2 from pectobacterium atrosepticum at 1.64 a resolution
72	c2rasB	Alignment	not modelled	99.8	13	PDB header: transcription Chain: B: PDB Molecule: transcriptional regulator, tetr family; PDBTitle: crystal structure of a putative tetr/acrr family transcriptional2 regulator (saro_0558) from novosphingobium aromaticivorans dsm at3 1.80 a resolution
73	c2ibdB	Alignment	not modelled	99.8	18	PDB header: structural genomics, unknown function Chain: B: PDB Molecule: possible transcriptional regulator; PDBTitle: crystal structure of probable transcriptional regulatory protein2 rha5900
74	c3dewA	Alignment	not modelled	99.8	14	PDB header: transcription regulator Chain: A: PDB Molecule: transcriptional regulator, tetr family; PDBTitle: the structure of a putative tetr family transcriptional regulator from2 geobacter sulfurreducens pca.
75	c1u9nA	Alignment	not modelled	99.8	14	PDB header: dna binding protein Chain: A: PDB Molecule: transcriptional repressor ethr; PDBTitle: crystal structure of the transcriptional regulator ethr in2 a ligand bound conformation opens therapeutic perspectives3 against tuberculosis and leprosy
76	c3pasA	Alignment	not modelled	99.8	12	PDB header: transcription regulator Chain: A: PDB Molecule: tetr family transcription regulator; PDBTitle: crystal structure of a tetr family transcription regulator

					(maqu_1417)2 from marinobacter aquaeolei vt8 at 1.90 a resolution
77	c3nrgA_	Alignment	not modelled	99.8	14 PDB header: transcription Chain: A: PDB Molecule: tetr family transcriptional regulator; PDBTitle: crystal structure of a tetr family transcriptional regulator2 (caur_2714) from chloroflexus aurantiacus j-10-fl at 2.56 a3 resolution
78	c2raeA_	Alignment	not modelled	99.8	14 PDB header: transcription Chain: A: PDB Molecule: transcriptional regulator, acrr family protein; PDBTitle: crystal structure of a tetr/acrr family transcriptional regulator from2 rhodococcus sp. rha1
79	c2d6vA_	Alignment	not modelled	99.8	12 PDB header: gene regulation Chain: A: PDB Molecule: putative tetr family regulatory protein; PDBTitle: crystal structure of transcriptional factor sco4008 from streptomyces2 coelicolor a3(2)
80	c4udsA_	Alignment	not modelled	99.8	19 PDB header: transcription Chain: A: PDB Molecule: mbdr regulator; PDBTitle: crystal structure of mbdr regulator from azoarcus sp. cib
81	c1zkqB_	Alignment	not modelled	99.8	13 PDB header: transcription regulator Chain: B: PDB Molecule: transcriptional regulator, tetr family; PDBTitle: crystal structure of transcriptional regulator, tetr family (tm1030)2 from thermotoga maritima at 2.30 a resolution
82	c3v6gA_	Alignment	not modelled	99.8	16 PDB header: transcription Chain: A: PDB Molecule: probable transcriptional regulatory protein (probably deer- PDBTitle: crystal structure of transcriptional regulator
83	c3gzia_	Alignment	not modelled	99.8	18 PDB header: transcription Chain: A: PDB Molecule: transcriptional regulator, tetr family; PDBTitle: crystal structure of a transcriptional regulator of the tetr family2 (shew_3567) from shewanella loihica pv-4 at 2.05 a resolution
84	c3mvpA_	Alignment	not modelled	99.8	10 PDB header: transcription regulator Chain: A: PDB Molecule: tetr/acrr transcriptional regulator; PDBTitle: the crystal structure of a tetr/acrr transcriptional regulator from2 streptococcus mutans to 1.85a
85	c6mj1A_	Alignment	not modelled	99.8	10 PDB header: dna binding protein Chain: A: PDB Molecule: probable hth-type transcriptional regulator yttp; PDBTitle: crystal structure of refz (regulator of ftsz) from bacillus subtilis
86	c2fbgA_	Alignment	not modelled	99.8	16 PDB header: transcription Chain: A: PDB Molecule: probable transcriptional regulator; PDBTitle: the crystal structure of transcriptional regulator pa3006
87	c3b81A_	Alignment	not modelled	99.8	11 PDB header: transcription regulator Chain: A: PDB Molecule: transcriptional regulator, acrr family; PDBTitle: crystal structure of predicted dna-binding transcriptional regulator2 of tetr/acrr family (np_350189.1) from clostridium acetobutylicum at3 2.10 a resolution
88	c1zk8A_	Alignment	not modelled	99.8	17 PDB header: transcription regulator Chain: A: PDB Molecule: transcriptional regulator, tetr family; PDBTitle: crystal structure of transcriptional regulator from bacillus cereus2 atcc 14579
89	c4j13B_	Alignment	not modelled	99.8	16 PDB header: transcription/dna Chain: B: PDB Molecule: transcriptional regulator, tetr family; PDBTitle: crystal structure of ms6564-dna complex
90	c3vuqD_	Alignment	not modelled	99.8	14 PDB header: transcription regulator Chain: D: PDB Molecule: transcriptional regulator (tetr/acrr family); PDBTitle: crystal structure of ttha0167, a transcriptional regulator, tetr/acrr2 family from thermus thermophilus hb8
91	c2qibA_	Alignment	not modelled	99.8	21 PDB header: transcription Chain: A: PDB Molecule: tetr-family transcriptional regulator; PDBTitle: crystal structure of tetr-family transcriptional regulator from2 streptomyces coelicolor
92	c3f1bA_	Alignment	not modelled	99.8	12 PDB header: transcription regulator Chain: A: PDB Molecule: tetr-like transcriptional regulator; PDBTitle: the crystal structure of a tetr-like transcriptional regulator from2 rhodococcus sp. rha1.
93	c4za6A_	Alignment	not modelled	99.8	13 PDB header: signaling protein Chain: A: PDB Molecule: tetr family transcriptional regulator; PDBTitle: structure of the r. erythropolis transcriptional repressor qsdr from2 tetr family
94	c2fq4A_	Alignment	not modelled	99.8	11 PDB header: transcription regulator Chain: A: PDB Molecule: transcriptional regulator, tetr family; PDBTitle: the crystal structure of the transcriptional regulator (tetr family)2 from bacillus cereus
95	c4nn1A_	Alignment	not modelled	99.8	14 PDB header: transcription Chain: A: PDB Molecule: transcriptional regulator; PDBTitle: crystal structure of transcriptional regulator rv1219c of2 mycobacterium tuberculosis
96	c5xazD_	Alignment	not modelled	99.8	18 PDB header: dna binding protein Chain: D: PDB Molecule: gamma-butyrolactone receptor protein; PDBTitle: crystal structure of full length native tylp, a tetr regulator from2 streptomyces fradiae
97	c1t33B_	Alignment	not modelled	99.8	11 PDB header: transcription Chain: B: PDB Molecule: putative transcriptional repressor (tetr/acrr family); PDBTitle: structural genomics, the crystal structure of a putative2 transcriptional repressor (tetr/acrr family) from salmonella3 typhimurim lt2
98	c3qkxB_	Alignment	not modelled	99.8	11 PDB header: transcription regulator Chain: B: PDB Molecule: uncharacterized hth-type transcriptional regulator hi_0893; PDBTitle: crystal structure of a tetr-family transcriptional regulator (hi0893)2 from haemophilus influenzae rd at 2.35 a resolution
99	c3aqsD_	Alignment	not modelled	99.8	20 PDB header: transcription regulator Chain: D: PDB Molecule: bacterial regulatory proteins, tetr family; PDBTitle: crystal structure of rolr (ncgl1110) without ligand
100	c3mnlA_	Alignment	not modelled	99.8	17 PDB header: transcription regulator Chain: A: PDB Molecule: transcriptional regulatory protein (probably tetr-family);

						PDBTitle: the crystal structure of kstr (rv3574) from mycobacterium tuberculosis2 h37rv
101	c3cwrA_	Alignment	not modelled	99.8	19	PDB header: transcription regulator Chain: A: PDB Molecule: transcriptional regulator, tetr family; PDBTitle: crystal structure of transcriptional regulator of tetr family2 (yp_425770.1) from rhodospirillum rubrum atcc 11170 at 1.50 a3 resolution
102	c3crlC_	Alignment	not modelled	99.8	13	PDB header: transcription regulator Chain: C: PDB Molecule: transcription regulator; PDBTitle: crystal structure of a tetr transcription regulator from haloarcula2 marismortui atcc 43049
103	c3bjbE_	Alignment	not modelled	99.8	17	PDB header: transcription regulator Chain: E: PDB Molecule: probable transcriptional regulator, tetr family protein; PDBTitle: crystal structure of a tetr transcriptional regulator from rhodococcus2 sp. rha1
104	c2dg8D_	Alignment	not modelled	99.8	19	PDB header: gene regulation Chain: D: PDB Molecule: putative tetr-family transcriptional regulatory protein; PDBTitle: crystal structure of the putative transcriptional regulator sco75182 from streptomyces coelicolor a3(2)
105	c3lsjA_	Alignment	not modelled	99.8	16	PDB header: transcription Chain: A: PDB Molecule: dest; PDBTitle: crystal structure of dest in complex with palmitoyl-coa
106	c3vw0D_	Alignment	not modelled	99.8	13	PDB header: transcription regulator Chain: D: PDB Molecule: putative regulatory protein; PDBTitle: crystal structure of the dequalinium-bound form of ramr2 (transcriptional regulator of tetr family) from salmonella3 typhimurium
107	c2zcxA_	Alignment	not modelled	99.8	17	PDB header: transcription Chain: A: PDB Molecule: tetr-family transcriptional regulator; PDBTitle: crystal structure of tetr family transcriptional regulator2 sco7815
108	c2eh3A_	Alignment	not modelled	99.8	17	PDB header: transcription Chain: A: PDB Molecule: transcriptional regulator; PDBTitle: crystal structure of aq_1058, a transcriptional regulator (terr/acrr2 family) from aquifex aeolicus vf5
109	c3iuvA_	Alignment	not modelled	99.8	16	PDB header: structural genomics, unknown function Chain: A: PDB Molecule: uncharacterized tetr family protein; PDBTitle: the structure of a member of tetr family (sco1917) from2 streptomyces coelicolor a3
110	c4mk6A_	Alignment	not modelled	99.8	12	PDB header: transcription regulator Chain: A: PDB Molecule: probable dihydroxyacetone kinase regulator dhs_k_reg; PDBTitle: crystal structure of probable dihydroxyacetone kinase regulator2 dhs_k_reg from listeria monocytogenes egd-e
111	c3geuC_	Alignment	not modelled	99.8	13	PDB header: cell adhesion Chain: C: PDB Molecule: intercellular adhesion protein r; PDBTitle: crystal structure of icar from staphylococcus aureus, a member of the2 tetracycline repressor protein family
112	c1ui6B_	Alignment	not modelled	99.8	12	PDB header: antibiotic Chain: B: PDB Molecule: a-factor receptor homolog; PDBTitle: crystal structure of gamma-butyrolactone receptor (arpa-like protein)
113	c5ovvA_	Alignment	not modelled	99.8	15	PDB header: dna binding protein Chain: A: PDB Molecule: putative transcriptional regulator, tetr family; PDBTitle: crystal structure of mab 4384 tetr
114	c5n1cA_	Alignment	not modelled	99.8	16	PDB header: dna binding protein Chain: A: PDB Molecule: probable transcriptional regulatory protein; PDBTitle: iodinated form of the mycobacterium tuberculosis repressor ethr2
115	c2of7A_	Alignment	not modelled	99.8	15	PDB header: transcription Chain: A: PDB Molecule: putative tetr-family transcriptional regulator; PDBTitle: structural genomics, the crystal structure of a tetr-family2 transcriptional regulator from streptomyces coelicolor a3
116	c2zcmB_	Alignment	not modelled	99.8	11	PDB header: transcription Chain: B: PDB Molecule: biofilm operon icaabcd hth-type negative transcriptional PDBTitle: crystal structure of icar, a repressor of the tetr family
117	c3c07B_	Alignment	not modelled	99.8	17	PDB header: transcription regulator Chain: B: PDB Molecule: putative tetr-family transcriptional regulator; PDBTitle: crystal structure of a tetr family transcriptional regulator from2 streptomyces coelicolor a3(2)
118	c3cdlA_	Alignment	not modelled	99.8	15	PDB header: transcription regulator Chain: A: PDB Molecule: transcriptional regulator aefr; PDBTitle: crystal structure of a tetr family transcriptional regulator from2 pseudomonas syringae pv. tomato str. dc3000
119	c4cgrA_	Alignment	not modelled	99.8	18	PDB header: transcription Chain: A: PDB Molecule: putative tetr-family transcriptional regulator; PDBTitle: structure of regulator protein sco3201 from streptomyces coelicolor
120	c2oi8A_	Alignment	not modelled	99.8	19	PDB header: transcription Chain: A: PDB Molecule: putative regulatory protein sco4313; PDBTitle: crystal structure of putative regulatory protein sco4313