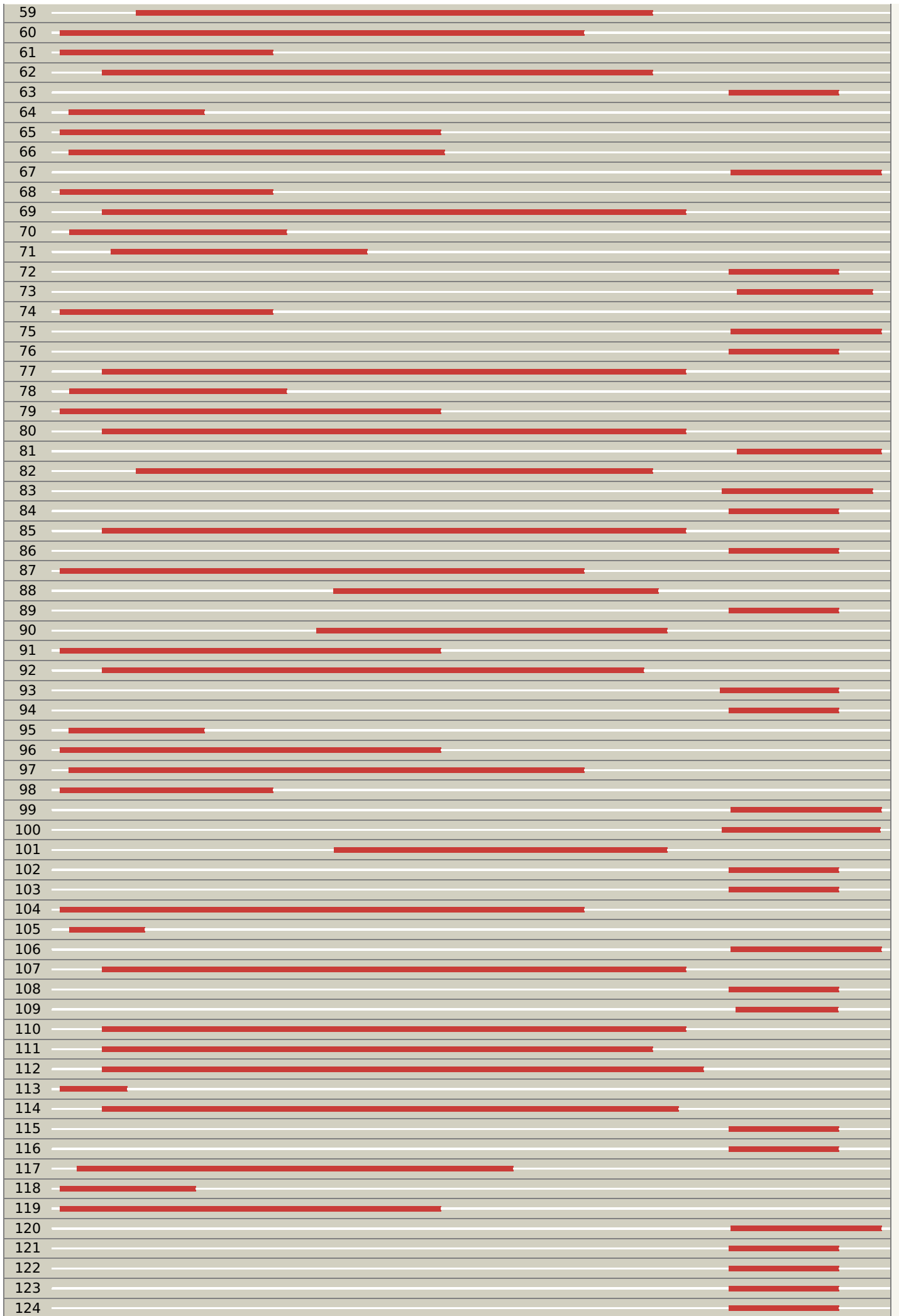


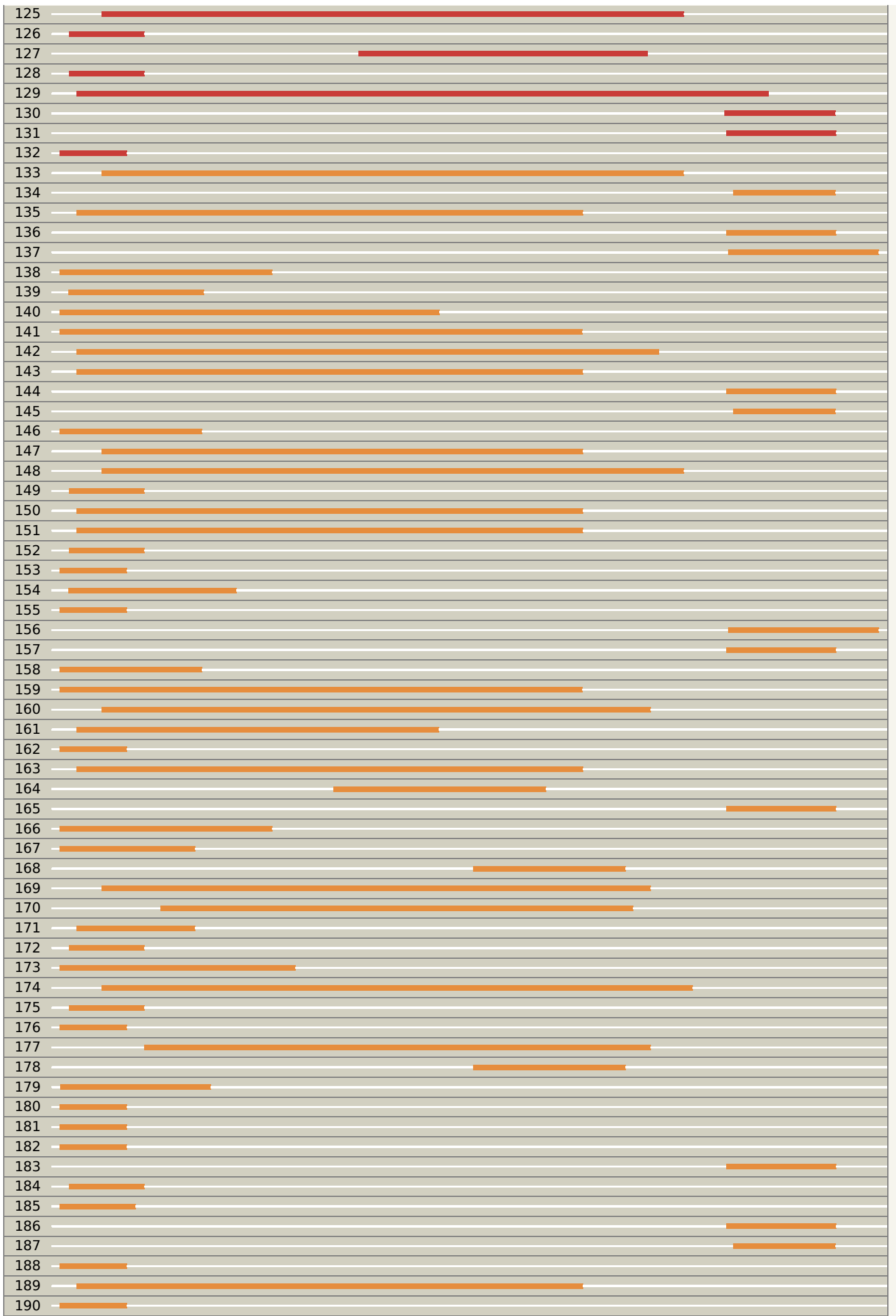
Phyre2

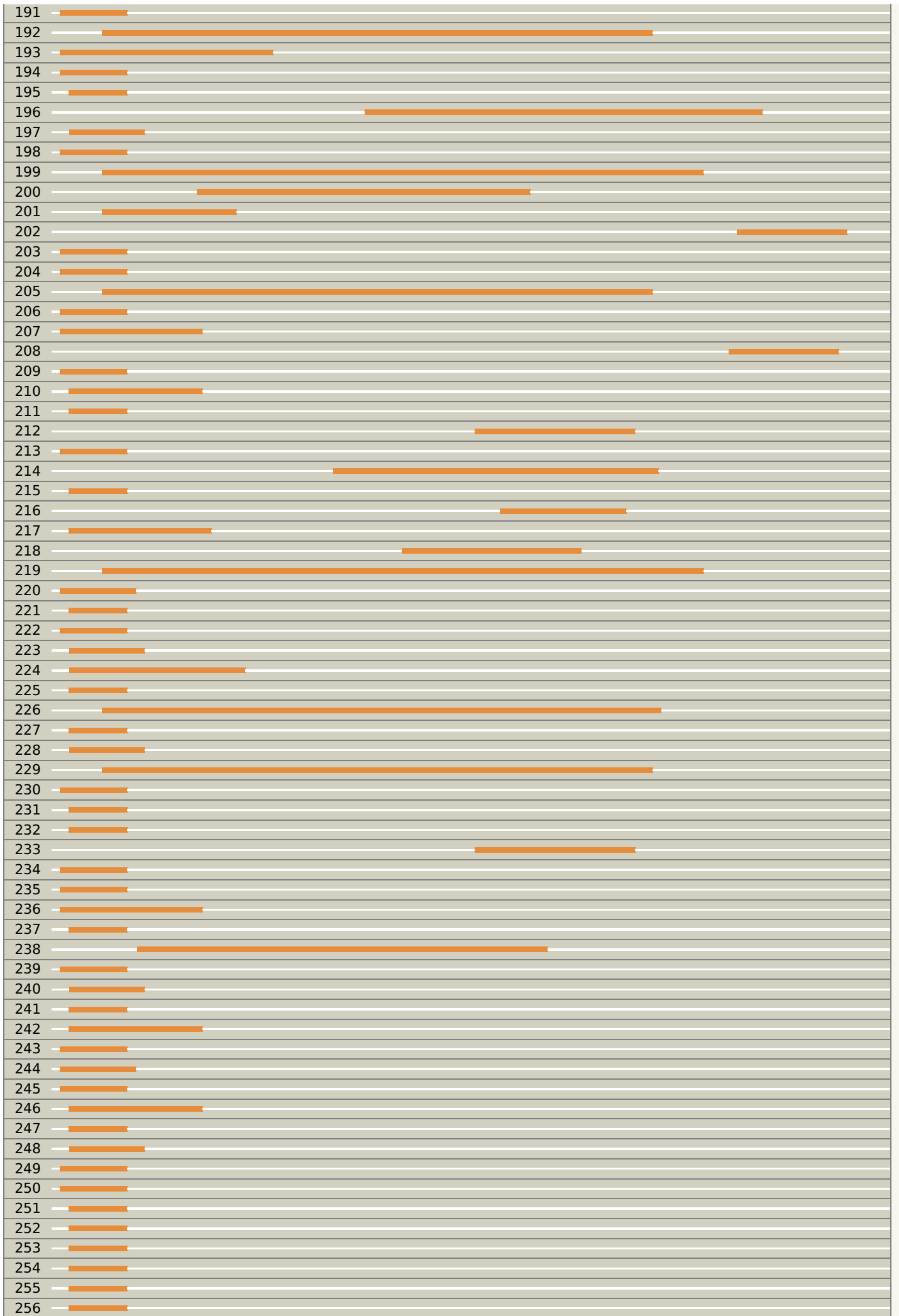
Email	mdejesus@rockefeller.edu
Description	RVBD0260c_(-)_311514_312659
Date	Tue Jul 23 14:50:32 BST 2019
Unique Job ID	a89c86e837666839

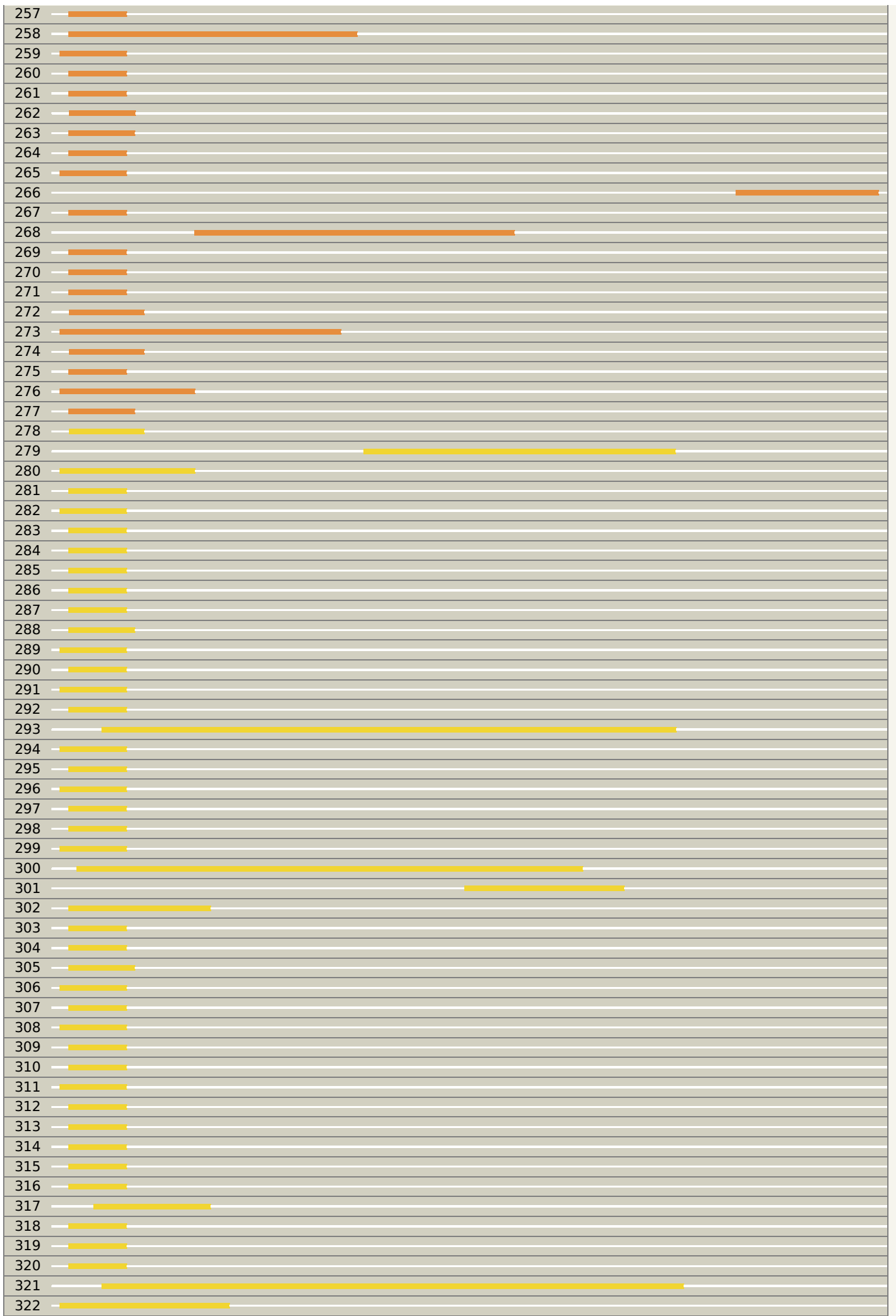
Domain analysis

Rank	Aligned region
1	d1wd7a_
2	c3d8tB_
3	c4es6A_
4	c3re1B_
5	c1jr2A_
6	d1jr2a_
7	c3mw8A_
8	c3p9zA_
9	c1ys7B_
10	c2rv8A_
11	c2pmuD_
12	c4kfcB_
13	c2oqrA_
14	c4s05B_
15	d1ys7a1
16	c4uhtA_
17	c2hqnA_
18	d1gxqa_
19	d1p2fa1
20	c2m87A_
21	
22	
23	
24	
25	
26	
27	
28	
29	
30	
31	
32	
33	
34	
35	
36	
37	
38	
39	
40	
41	
42	
43	
44	
45	
46	
47	
48	
49	
50	
51	
52	
53	
54	
55	
56	
57	
58	










323	
324	
325	
326	
327	
328	
329	
330	
331	
332	
333	
334	
335	
336	
337	
338	
339	
340	
341	
342	
343	
344	
345	
346	
347	
348	
349	
350	
351	
352	
353	
354	
355	
356	
357	
358	
359	
360	
361	
362	
363	
364	
365	
366	
367	
368	
369	
370	
371	
372	
373	
374	
375	
376	
377	
378	
379	
380	
381	
382	
383	
384	
385	
386	
387	
388	



455	Starts at approx. 10% and ends at approx. 28%
456	Starts at approx. 10% and ends at approx. 24%
457	Starts at approx. 10% and ends at approx. 24%
458	Starts at approx. 52% and ends at approx. 68%
459	Starts at approx. 10% and ends at approx. 18%
460	Starts at approx. 15% and ends at approx. 57%
461	Starts at approx. 10% and ends at approx. 34%
462	Starts at approx. 10% and ends at approx. 18%
463	Starts at approx. 10% and ends at approx. 24%
464	Starts at approx. 10% and ends at approx. 18%
465	Starts at approx. 55% and ends at approx. 80%
466	Starts at approx. 28% and ends at approx. 48%
467	Starts at approx. 10% and ends at approx. 24%
468	Starts at approx. 10% and ends at approx. 18%
469	Starts at approx. 40% and ends at approx. 58%
470	Starts at approx. 52% and ends at approx. 68%
471	Starts at approx. 10% and ends at approx. 62%
472	Starts at approx. 10% and ends at approx. 24%
473	Starts at approx. 50% and ends at approx. 68%
474	Starts at approx. 10% and ends at approx. 18%
475	Starts at approx. 10% and ends at approx. 18%
476	Starts at approx. 78% and ends at approx. 98%
477	Starts at approx. 38% and ends at approx. 55%
478	Starts at approx. 78% and ends at approx. 92%
479	Starts at approx. 10% and ends at approx. 18%
480	Starts at approx. 10% and ends at approx. 38%
481	Starts at approx. 78% and ends at approx. 98%
482	Starts at approx. 10% and ends at approx. 24%
483	Starts at approx. 40% and ends at approx. 62%
484	Starts at approx. 44% and ends at approx. 62%
485	Starts at approx. 10% and ends at approx. 28%
486	Starts at approx. 10% and ends at approx. 18%
487	Starts at approx. 10% and ends at approx. 18%
488	Starts at approx. 78% and ends at approx. 98%
489	Starts at approx. 40% and ends at approx. 68%
490	Starts at approx. 40% and ends at approx. 55%
491	Starts at approx. 52% and ends at approx. 68%
492	Starts at approx. 44% and ends at approx. 55%
493	Starts at approx. 44% and ends at approx. 70%
494	Starts at approx. 10% and ends at approx. 18%
495	Starts at approx. 78% and ends at approx. 88%
496	Starts at approx. 10% and ends at approx. 24%
497	Starts at approx. 10% and ends at approx. 24%
498	Starts at approx. 10% and ends at approx. 24%
499	Starts at approx. 10% and ends at approx. 18%