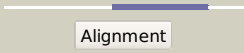

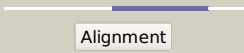

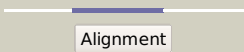



Phyre2

Email	mdejesus@rockefeller.edu
Description	RVBD0277Ac_(RVBD0277Ac)_333160_333333
Date	Tue Jul 23 14:50:34 BST 2019
Unique Job ID	032ed7eb8c4fd426

Detailed template information

#	Template	Alignment Coverage	3D Model	Confidence	% i.d.	Template Information
1	c2p06A_	 Alignment		15.5	38	PDB header: structural genomics, unknown function Chain: A; PDB Molecule: hypothetical protein af_0060; PDBTitle: crystal structure of a predicted coding region af_0060 from 2 archaeoglobus fulgidus dsm 4304
2	d2p06a1	 Alignment		15.5	38	Fold: all-alpha NTP pyrophosphatases Superfamily: all-alpha NTP pyrophosphatases Family: AF0060-like
3	c3j39C_	 Alignment		13.3	30	PDB header: ribosome Chain: C; PDB Molecule: 60s ribosomal protein I4; PDBTitle: structure of the d. melanogaster 60s ribosomal proteins