






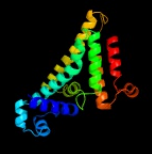

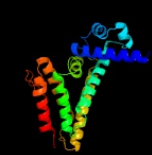









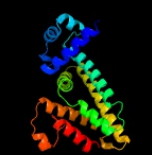

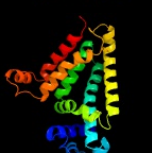


Phyre2

Email	mdejesus@rockefeller.edu
Description	RVBD0330c (-) _395347_396087
Date	Tue Jul 23 14:50:40 BST 2019
Unique Job ID	6a140adb22a8cc78

Detailed template information

#	Template	Alignment Coverage	3D Model	Confidence	% i.d.	Template Information
1	c3himA_	 Alignment		99.9	20	PDB header: transcription regulator Chain: A: PDB Molecule: probable transcriptional regulator; PDBTitle: the crystal structure of a bacterial regulatory protein in the tetr2 family from rhodococcus rha1 to 2.2a
2	c2g7sA_	 Alignment		99.9	17	PDB header: transcription Chain: A: PDB Molecule: transcriptional regulator, tetr family; PDBTitle: the crystal structure of transcriptional regulator, tetr family, from2 agrobacterium tumefaciens
3	c2f07A_	 Alignment		99.9	13	PDB header: transcription Chain: A: PDB Molecule: yvdt; PDBTitle: crystal structure of yvdt from bacillus subtilis
4	c2hyjA_	 Alignment		99.9	11	PDB header: transcription Chain: A: PDB Molecule: putative tetr-family transcriptional regulator; PDBTitle: the crystal structure of a tetr-family transcriptional regulator from2 streptomyces coelicolor
5	c3qbmA_	 Alignment		99.9	15	PDB header: transcription regulator Chain: A: PDB Molecule: tetr transcriptional regulator; PDBTitle: crystal structure of a tetr transcriptional regulator (caur_2221) from2 chloroflexus aurantiacus j-10-fl at 1.80 a resolution
6	c4w97A_	 Alignment		99.9	13	PDB header: transcription Chain: A: PDB Molecule: hth-type transcriptional repressor kstr2; PDBTitle: structure of ketosteroid transcriptional regulator kstr2 of2 mycobacterium tuberculosis
7	c2pbxB_	 Alignment		99.9	13	PDB header: transcription Chain: B: PDB Molecule: hemagglutinin/protease regulatory protein; PDBTitle: vibrio cholerae hapr
8	c1vi0B_	 Alignment		99.9	16	PDB header: transcription Chain: B: PDB Molecule: transcriptional regulator; PDBTitle: crystal structure of a transcriptional regulator
9	c5gpcC_	 Alignment		99.9	15	PDB header: transcription, dna binding protein/dna Chain: C: PDB Molecule: transcriptional regulator (tetr/acrr family); PDBTitle: structural analysis of fatty acid degradation regulator fadr from2 bacillus halodurans
10	c4ichA_	 Alignment		99.9	13	PDB header: transcription regulator Chain: A: PDB Molecule: transcriptional regulator; PDBTitle: crystal structure of a putative tetr family transcriptional regulator2 from saccharomonospora viridis dsm 43017
11	c2genA_	 Alignment		99.9	18	PDB header: transcription Chain: A: PDB Molecule: probable transcriptional regulator; PDBTitle: structural genomics, the crystal structure of a probable2 transcriptional regulator from pseudomonas aeruginosa pao1

12	c3ppbB_	Alignment		99.9	12	PDB header: transcription regulator Chain: B: PDB Molecule: putative tetr family transcription regulator; PDBTitle: crystal structure of a putative tetr family transcription regulator2 (shew_3104) from shewanella sp. pv-4 at 2.10 a resolution
13	c2zb9A_	Alignment		99.9	20	PDB header: transcription Chain: A: PDB Molecule: putative transcriptional regulator; PDBTitle: crystal structure of tetr family transcription regulator2 sco0332
14	c3vprA_	Alignment		99.9	16	PDB header: dna binding protein Chain: A: PDB Molecule: transcriptional regulator, tetr family; PDBTitle: crystal structure of a tetr family transcriptional regulator pfmr from2 thermus thermophilus hb8
15	c3dewA_	Alignment		99.9	16	PDB header: transcription regulator Chain: A: PDB Molecule: transcriptional regulator, tetr family; PDBTitle: the structure of a putative tetr family transcriptional regulator from2 geobacter sulfurreducens pca.
16	c3eupA_	Alignment		99.9	16	PDB header: transcription regulator Chain: A: PDB Molecule: transcriptional regulator, tetr family; PDBTitle: the crystal structure of the transcriptional regulator, tetr family2 from cytophaga hutchinsonii
17	c3dcfB_	Alignment		99.9	18	PDB header: transcription regulator Chain: B: PDB Molecule: transcriptional regulator of the tetr/acrr family; PDBTitle: crystal structure of transcriptional regulator of the tetr/acrr family2 (yp_290855.1) from thermobifida fusca yx-er1 at 2.50 a resolution
18	c2iaiA_	Alignment		99.9	16	PDB header: structural genomics, unknown function Chain: A: PDB Molecule: putative transcriptional regulator sco3833; PDBTitle: crystal structure of sco3833, a member of the tetr transcriptional2 regulator family from streptomyces coelicolor a3
19	c1u9nA_	Alignment		99.9	18	PDB header: dna binding protein Chain: A: PDB Molecule: transcriptional repressor ethr; PDBTitle: crystal structure of the transcriptional regulator ethr in2 a ligand bound conformation opens therapeutic perspectives3 against tuberculosis and leprosy
20	c5k7fA_	Alignment		99.9	19	PDB header: transcription Chain: A: PDB Molecule: transcriptional regulator, tetr family; PDBTitle: crystal structure of apo aibr
21	c3lwiA_	Alignment	not modelled	99.9	12	PDB header: transcription regulator Chain: A: PDB Molecule: putative tetr-family transcriptional regulator; PDBTitle: crystal structure of putative tetr-family transcriptional regulator2 (yp_752756.1) from syntrophomonas wolfei str. goettingen at 2.07 a3 resolution
22	c2rasB_	Alignment	not modelled	99.9	10	PDB header: transcription Chain: B: PDB Molecule: transcriptional regulator, tetr family; PDBTitle: crystal structure of a putative tetr/acrr family transcriptional2 regulator (saro_0558) from novosphingobium aromaticivorans dsm at3 1.80 a resolution
23	c3s5rA_	Alignment	not modelled	99.9	13	PDB header: dna binding protein Chain: A: PDB Molecule: transcriptional regulator tetr family; PDBTitle: crystal structure of a putative transcriptional regulator of the tetr2 family (syn_02108) from syntrophus aciditrophicus at 2.60 a3 resolution
24	c3nrgA_	Alignment	not modelled	99.9	14	PDB header: transcription Chain: A: PDB Molecule: tetr family transcriptional regulator; PDBTitle: crystal structure of a tetr family transcriptional regulator2 (caur_2714) from chloroflexus aurantiacus j-10-fl at 2.56 a3 resolution
25	c6azhA_	Alignment	not modelled	99.9	11	PDB header: transcription Chain: A: PDB Molecule: tetr family transcriptional regulator; PDBTitle: clostridium perfringens putative fatty acid metabolism regulator
26	c3anpD_	Alignment	not modelled	99.9	19	PDB header: transcription Chain: D: PDB Molecule: transcriptional repressor, tetr family; PDBTitle: crystal structure of thermus thermophilus fadr, a tetr family2 transcriptional repressor, in complex with lauroyl-coa.
27	c1rktA_	Alignment	not modelled	99.9	15	PDB header: transcription Chain: A: PDB Molecule: protein yfir; PDBTitle: crystal structure of yfir, a putative transcriptional regulator from2 bacillus subtilis

28	c5vl9D_	Alignment	not modelled	99.9	17	PDB header: transcription/dna Chain: D: PDB Molecule: regulatory protein tetr; PDBTitle: crystal structure of eilr in complex with eilo dna element
29	c2gfnA_	Alignment	not modelled	99.9	21	PDB header: transcription Chain: A: PDB Molecule: hth-type transcriptional regulator pksa related protein; PDBTitle: crystal structure of hth-type transcriptional regulator pksa related2 protein from rhodococcus sp. rha1
30	c2g3bB_	Alignment	not modelled	99.9	16	PDB header: transcription Chain: B: PDB Molecule: putative tetr-family transcriptional regulator; PDBTitle: crystal structure of putative tetr-family transcriptional regulator2 from rhodococcus sp.
31	c3e7qB_	Alignment	not modelled	99.9	19	PDB header: transcription regulator Chain: B: PDB Molecule: transcriptional regulator; PDBTitle: the crystal structure of the putative transcriptional regulator from2 pseudomonas aeruginosa pao1
32	c1pb6D_	Alignment	not modelled	99.9	18	PDB header: transcription Chain: D: PDB Molecule: hypothetical transcriptional regulator ycdc; PDBTitle: crystal structure of hypothetical transcriptional regulator ycdc
33	c3bhqB_	Alignment	not modelled	99.9	18	PDB header: transcription Chain: B: PDB Molecule: transcriptional regulator; PDBTitle: crystal structure of a putative tetr-family transcriptional regulator2 (mlr_4833) from mesorhizobium loti maff303099 at 1.54 a resolution
34	c2ibdB_	Alignment	not modelled	99.9	17	PDB header: structural genomics, unknown function Chain: B: PDB Molecule: possible transcriptional regulator; PDBTitle: crystal structure of probable transcriptional regulatory protein2 rha5900
35	c4yzeD_	Alignment	not modelled	99.9	15	PDB header: transcription Chain: D: PDB Molecule: hth-type transcriptional repressor nemr; PDBTitle: crystal structure of e.coli nemr reduced form
36	c3bruA_	Alignment	not modelled	99.9	14	PDB header: transcription Chain: A: PDB Molecule: regulatory protein, tetr family; PDBTitle: crystal structure of regulatory protein tetr from rhodobacter2 sphaeroides
37	c2nx4A_	Alignment	not modelled	99.9	16	PDB header: structural genomics, unknown function Chain: A: PDB Molecule: transcriptional regulator, tetr family protein; PDBTitle: the crystal structure of athe putative tetr-family transcriptional2 regulator rha06780 from rhodococcus sp. rha1.
38	c2uxoB_	Alignment	not modelled	99.9	17	PDB header: transcription Chain: B: PDB Molecule: hth-type transcriptional regulator ttgr; PDBTitle: ttgr in complex with tetracycline
39	c2qtqB_	Alignment	not modelled	99.9	14	PDB header: transcription Chain: B: PDB Molecule: transcriptional regulator, tetr family; PDBTitle: crystal structure of a predicted dna-binding transcriptional regulator2 (saro_1072) from novosphingobium aromaticivorans dsm at 1.85 a3 resolution
40	c4me9B_	Alignment	not modelled	99.9	14	PDB header: transcription regulator Chain: B: PDB Molecule: transcriptional regulator, tetr family; PDBTitle: crystal structure of a transcriptional regulator, tetr family2 (bce_2991) from bacillus cereus atcc 10987 at 2.50 a resolution
41	c3f1bA_	Alignment	not modelled	99.9	19	PDB header: transcription regulator Chain: A: PDB Molecule: tetr-like transcriptional regulator; PDBTitle: the crystal structure of a tetr-like transcriptional regulator from2 rhodococcus sp. rha1.
42	c3ccyA_	Alignment	not modelled	99.9	17	PDB header: transcription regulator Chain: A: PDB Molecule: putative tetr-family transcriptional regulator; PDBTitle: crystal structure of a tetr-family transcriptional regulator from2 bordetella parapertussis 12822
43	c6ayhA_	Alignment	not modelled	99.9	13	PDB header: transcription Chain: A: PDB Molecule: tetr family transcriptional regulator; PDBTitle: salmonella enterica gusr
44	c3npiB_	Alignment	not modelled	99.9	15	PDB header: gene regulation Chain: B: PDB Molecule: tetr family regulatory protein; PDBTitle: crystal structure of a tetr family regulatory protein (dip1788) from2 corynebacterium diphtheriae at 2.96 a resolution
45	c3pasA_	Alignment	not modelled	99.9	15	PDB header: transcription regulator Chain: A: PDB Molecule: tetr family transcription regulator; PDBTitle: crystal structure of a tetr family transcription regulator (maqu_1417)2 from marinobacter aquaeolei vt8 at 1.90 a resolution
46	c5ztcA_	Alignment	not modelled	99.9	15	PDB header: transcription Chain: A: PDB Molecule: lmo2088 protein; PDBTitle: apo structure of tetr family transcription regulator lmo2088 of2 listeria monocytogenes egde
47	c3on2C_	Alignment	not modelled	99.9	16	PDB header: structural genomics, unknown function Chain: C: PDB Molecule: probable transcriptional regulator; PDBTitle: structure of a protein with unknown function from rhodococcus sp. rha1
48	c3rd3B_	Alignment	not modelled	99.9	12	PDB header: transcription Chain: B: PDB Molecule: probable transcriptional regulator; PDBTitle: structure of pseudomonas aeruginosa transcriptional regulator pa2196
49	c1jumB_	Alignment	not modelled	99.9	13	PDB header: transcription Chain: B: PDB Molecule: hypothetical transcriptional regulator in qaca 5'region; PDBTitle: crystal structure of the multidrug binding transcriptional repressor2 qacr bound to the natural drug berberine
50	c3gziA_	Alignment	not modelled	99.9	14	PDB header: transcription Chain: A: PDB Molecule: transcriptional regulator, tetr family; PDBTitle: crystal structure of a transcriptional regulator of the tetr family2 (shew_3567) from shewanella loihica pv-4 at 2.05 a resolution
51	c6g8hC_	Alignment	not modelled	99.9	20	PDB header: transcription Chain: C: PDB Molecule: tetr/acrr family transcriptional regulator; PDBTitle: flavonoid-responsive regulator frra in complex with

						naringenin
52	c5ovyA	Alignment	not modelled	99.9	19	PDB header: dna binding protein Chain: A: PDB Molecule: putative transcriptional regulator, tetr family; PDBTitle: crystal structure of mab_4384 tetr
53	c5dajB	Alignment	not modelled	99.9	19	PDB header: transcription regulator Chain: B: PDB Molecule: nald; PDBTitle: crystal structure of nald, the secondary repressor of mexab-oprm2 multidrug efflux pump in pseudomonas aeruginosa
54	c3knwB	Alignment	not modelled	99.9	11	PDB header: transcription regulator Chain: B: PDB Molecule: putative transcriptional regulator (tetr/acrr family); PDBTitle: crystal structure of a putative transcriptional regulator (tetr/acrr2 family member) from putative transcriptional regulator (tetr/acrr3 family)
55	c1zkgB	Alignment	not modelled	99.9	15	PDB header: transcription regulator Chain: B: PDB Molecule: transcriptional regulator, tetr family; PDBTitle: crystal structure of transcriptional regulator, tetr family (tm1030)2 from thermotoga maritima at 2.30 a resolution
56	c2hkuB	Alignment	not modelled	99.9	11	PDB header: transcription regulator Chain: B: PDB Molecule: a putative transcriptional regulator; PDBTitle: structural genomics, the crystal structure of a putative2 transcriptional regulator from rhodococcus sp. rha1
57	c2id3A	Alignment	not modelled	99.9	13	PDB header: transcription Chain: A: PDB Molecule: putative transcriptional regulator; PDBTitle: crystal structure of transcriptional regulator sco5951 from2 streptomyces coelicolor a3(2)
58	c2rekA	Alignment	not modelled	99.9	20	PDB header: transcription Chain: A: PDB Molecule: putative tetr-family transcriptional regulator; PDBTitle: crystal structure of tetr-family transcriptional regulator
59	c1ui6B	Alignment	not modelled	99.9	17	PDB header: antibiotic Chain: B: PDB Molecule: a-factor receptor homolog; PDBTitle: crystal structure of gamma-butyrolactone receptor (arpa-like protein)
60	c4g12A	Alignment	not modelled	99.9	18	PDB header: dna binding protein Chain: A: PDB Molecule: probable transcriptional regulatory protein (probably tetr- PDBTitle: crystal structure of putative tetr family transcriptional regulator,2 fad35r, from mycobacterium tuberculosis
61	c2hytA	Alignment	not modelled	99.9	20	PDB header: transcription Chain: A: PDB Molecule: tetr-family transcriptional regulator; PDBTitle: crystal structure of a tetr-family transcriptional regulator (eca1819)2 from pectobacterium atrosepticum at 1.64 a resolution
62	c3he0A	Alignment	not modelled	99.9	19	PDB header: transcription regulator Chain: A: PDB Molecule: transcriptional regulator, tetr family; PDBTitle: the structure of a putative transcriptional regulator tetr family2 protein from vibrio parahaemolyticus.
63	c3f0cA	Alignment	not modelled	99.9	18	PDB header: transcription regulator Chain: A: PDB Molecule: transcriptional regulator; PDBTitle: crystal structure of transcriptional regulator from cytophaga2 hutchinsonii atcc 33406
64	c3bcqA	Alignment	not modelled	99.9	15	PDB header: transcription regulator Chain: A: PDB Molecule: hth-type transcriptional regulator acrr; PDBTitle: conformational changes of the acrr regulator reveal a2 mechanism of induction
65	c2wuiA	Alignment	not modelled	99.9	17	PDB header: transcription Chain: A: PDB Molecule: transcriptional regulator; PDBTitle: crystal structure of mexz, a key repressor responsible for2 antibiotic resistance in pseudomonas aeruginosa.
66	c3vuqD	Alignment	not modelled	99.9	20	PDB header: transcription regulator Chain: D: PDB Molecule: transcriptional regulator (tetr/acrr family); PDBTitle: crystal structure of tha0167, a transcriptional regulator, tetr/acrr2 family from thermus thermophilus hb8
67	c5mwrB	Alignment	not modelled	99.9	13	PDB header: transcription Chain: B: PDB Molecule: tetr family transcriptional regulator; PDBTitle: the fadr transcription regulator from sulfobolus acidocaldarius
68	c6ayiA	Alignment	not modelled	99.9	13	PDB header: transcription Chain: A: PDB Molecule: hth-type transcriptional regulator uidr; PDBTitle: escherichia coli gusr
69	c3b81A	Alignment	not modelled	99.9	16	PDB header: transcription regulator Chain: A: PDB Molecule: transcriptional regulator, acrr family; PDBTitle: crystal structure of predicted dna-binding transcriptional regulator2 of tetr/acrr family (np_350189.1) from clostridium acetobutylicum at3 2.10 a resolution
70	c4udsA	Alignment	not modelled	99.9	15	PDB header: transcription Chain: A: PDB Molecule: mbdr regulator; PDBTitle: crystal structure of mbdr regulator from azoarcus sp. cib
71	c2fq4A	Alignment	not modelled	99.9	17	PDB header: transcription regulator Chain: A: PDB Molecule: transcriptional regulator, tetr family; PDBTitle: the crystal structure of the transcriptional regulator (tetr family)2 from bacillus cereus
72	c2o7tA	Alignment	not modelled	99.9	13	PDB header: transcription Chain: A: PDB Molecule: transcriptional regulator; PDBTitle: crystal structure of a tetr family transcriptional regulator2 (ncgl1578, cg11640) from corynebacterium glutamicum at 2.10 a3 resolution
73	c2raeA	Alignment	not modelled	99.9	17	PDB header: transcription Chain: A: PDB Molecule: transcriptional regulator, acrr family protein; PDBTitle: crystal structure of a tetr/acrr family transcriptional regulator from2 rhodococcus sp. rha1
74	c4za6A	Alignment	not modelled	99.9	14	PDB header: signaling protein Chain: A: PDB Molecule: tetr family transcriptional regulator; PDBTitle: structure of the r. erythropolis transcriptional repressor qsdr from2 tetr family
75	c2qibA	Alignment	not modelled	99.9	18	PDB header: transcription Chain: A: PDB Molecule: tetr-family transcriptional regulator; PDBTitle: crystal structure of tetr-family transcriptional regulator from2 streptomyces coelicolor

76	c3g7rB_	Alignment	not modelled	99.9	16	PDB header: transcription regulator Chain: B: PDB Molecule: putative transcriptional regulator; PDBTitle: crystal structure of sco4454, a tet-family transcriptional regulator2 from streptomyces coelicolor
77	c3rh2A_	Alignment	not modelled	99.9	16	PDB header: dna binding protein Chain: A: PDB Molecule: hypothetical tet-like transcriptional regulator; PDBTitle: crystal structure of a tet-like transcriptional regulator (sama_0099)2 from shewanella amazonensis sb2b at 2.42 a resolution
78	c3c2bA_	Alignment	not modelled	99.9	21	PDB header: transcription regulator Chain: A: PDB Molecule: transcriptional regulator, tet family; PDBTitle: crystal structure of tet transcriptional regulator from agrobacterium2 tumefaciens
79	c2i10A_	Alignment	not modelled	99.9	15	PDB header: transcription Chain: A: PDB Molecule: putative tet transcriptional regulator; PDBTitle: putative tet transcriptional regulator from rhodococcus sp. rha1
80	c3cwrA_	Alignment	not modelled	99.9	21	PDB header: transcription regulator Chain: A: PDB Molecule: transcriptional regulator, tet family; PDBTitle: crystal structure of transcriptional regulator of tet family2 (yp_425770.1) from rhodospirillum rubrum atcc 11170 at 1.50 a3 resolution
81	c3vibD_	Alignment	not modelled	99.9	12	PDB header: dna binding protein Chain: D: PDB Molecule: mtrr; PDBTitle: structural basis for multidrug recognition and antimicrobial2 resistance by mtrr, an efflux pump regulator from neisseria3 gonorrhoeae
82	c2qwtA_	Alignment	not modelled	99.9	17	PDB header: transcription Chain: A: PDB Molecule: transcriptional regulator, tet family; PDBTitle: crystal structure of the tet transcription regulatory protein from2 mycobacterium vanbaalenii
83	c2fbqA_	Alignment	not modelled	99.9	13	PDB header: transcription Chain: A: PDB Molecule: probable transcriptional regulator; PDBTitle: the crystal structure of transcriptional regulator pa3006
84	c6mj1A_	Alignment	not modelled	99.9	16	PDB header: dna binding protein Chain: A: PDB Molecule: probable hth-type transcriptional regulator yttp; PDBTitle: crystal structure of refz (regulator of ftsz) from bacillus subtilis
85	c3mnlA_	Alignment	not modelled	99.9	17	PDB header: transcription regulator Chain: A: PDB Molecule: transcriptional regulatory protein (probably tet-family); PDBTitle: the crystal structure of kstr (rv3574) from mycobacterium tuberculosis2 h37rv
86	c4nn1A_	Alignment	not modelled	99.9	17	PDB header: transcription Chain: A: PDB Molecule: transcriptional regulator; PDBTitle: crystal structure of transcriptional regulator rv1219c of2 mycobacterium tuberculosis
87	c4gctA_	Alignment	not modelled	99.9	14	PDB header: dna binding protein/dna Chain: A: PDB Molecule: nucleoid occlusion factor slma; PDBTitle: structure of no factor protein-dna complex
88	c5d1rA_	Alignment	not modelled	99.9	13	PDB header: transcription Chain: A: PDB Molecule: rv1816 transcriptional regulator; PDBTitle: crystal structure of mycobacterium tuberculosis rv1816 transcriptional2 regulator.
89	c4ac6A_	Alignment	not modelled	99.9	17	PDB header: transcription Chain: A: PDB Molecule: hth-type transcriptional repressor acnr; PDBTitle: corynebacterium glutamicum acnr au derivative structure
90	c5xazD_	Alignment	not modelled	99.9	20	PDB header: dna binding protein Chain: D: PDB Molecule: gamma-butyrolactone receptor protein; PDBTitle: crystal structure of full length native tylp, a tet regulator from2 streptomyces fradiae
91	c3djpB_	Alignment	not modelled	99.9	17	PDB header: dna binding protein Chain: B: PDB Molecule: transcription regulator, tet family; PDBTitle: the crystal structure of a tet transcription regulator2 from silicibacter pomeroyi dss
92	c2q24A_	Alignment	not modelled	99.9	25	PDB header: transcription Chain: A: PDB Molecule: putative tet family transcriptional regulator; PDBTitle: crystal structure of tet transcriptional regulator sco0520 from2 streptomyces coelicolor
93	c3lsjA_	Alignment	not modelled	99.9	16	PDB header: transcription Chain: A: PDB Molecule: dest; PDBTitle: crystal structure of dest in complex with palmitoyl-coa
94	c5e57B_	Alignment	not modelled	99.9	21	PDB header: translation Chain: B: PDB Molecule: transcription regulator amtr; PDBTitle: crystal structure of mycobacterium smegmatis amtr
95	c5d19A_	Alignment	not modelled	99.9	17	PDB header: transcription Chain: A: PDB Molecule: tet family transcriptional regulator; PDBTitle: crystal structure of mycobacterium tuberculosis rv0302, form ii
96	c3c07B_	Alignment	not modelled	99.9	14	PDB header: transcription regulator Chain: B: PDB Molecule: putative tet-family transcriptional regulator; PDBTitle: crystal structure of a tet family transcriptional regulator from2 streptomyces coelicolor a3(2)
97	c1z0xA_	Alignment	not modelled	99.9	11	PDB header: transcription Chain: A: PDB Molecule: transcriptional regulator, tet family; PDBTitle: crystal structure of transcriptional regulator, tet family from2 enterococcus faecalis v583
98	c3aqsD_	Alignment	not modelled	99.9	12	PDB header: transcription regulator Chain: D: PDB Molecule: bacterial regulatory proteins, tet family; PDBTitle: crystal structure of rolr (ncgl1110) without ligand
99	c3jsjC_	Alignment	not modelled	99.9	16	PDB header: transcription Chain: C: PDB Molecule: putative tet-family transcriptional regulator; PDBTitle: crystal structure of a putative tet-transcriptional regulator2 (sav143) from streptomyces avermitilis ma-4680 at 2.10

					a resolution
100	c3qkxB_	Alignment	not modelled	99.9	15 PDB header: transcription regulator Chain: B: PDB Molecule: uncharacterized hth-type transcriptional regulator hi_0893; PDBTitle: crystal structure of a tetr-family transcriptional regulator (hi0893)2 from haemophilus influenzae rd at 2.35 a resolution
101	c2np5A_	Alignment	not modelled	99.9	20 PDB header: transcription Chain: A: PDB Molecule: transcriptional regulator; PDBTitle: crystal structure of a transcriptional regulator (rha1_ro04179) from2 rhodococcus sp. rha1.
102	c1t33B_	Alignment	not modelled	99.9	9 PDB header: transcription Chain: B: PDB Molecule: putative transcriptional repressor (tetr/acrr family); PDBTitle: structural genomics, the crystal structure of a putative2 transcriptional repressor (tetr/acrr family) from salmonella3 typhimurim lt2
103	c3vw0D_	Alignment	not modelled	99.9	14 PDB header: transcription regulator Chain: D: PDB Molecule: putative regulatory protein; PDBTitle: crystal structure of the dequalinum-bound form of ramr2 (transcriptional regulator of tetr family) from salmonella3 typhimurium
104	c1sgmA_	Alignment	not modelled	99.9	15 PDB header: transcription Chain: A: PDB Molecule: putative hth-type transcriptional regulator yxaf; PDBTitle: crystal structure of hypothetical protein yxaf
105	c2d6yA_	Alignment	not modelled	99.9	19 PDB header: gene regulation Chain: A: PDB Molecule: putative tetr family regulatory protein; PDBTitle: crystal structure of transcriptional factor sco4008 from streptomyces2 coelicolor a3(2)
106	c2dg8D_	Alignment	not modelled	99.9	19 PDB header: gene regulation Chain: D: PDB Molecule: putative tetr-family transcriptional regulatory protein; PDBTitle: crystal structure of the putative trascriptional regulator sco75182 from streptomyces coelicolor a3(2)
107	c3colB_	Alignment	not modelled	99.9	15 PDB header: transcription regulator Chain: B: PDB Molecule: putative transcription regulator; PDBTitle: crystal structure of putative transcription regulator from2 lactobacillus plantarum
108	c2oi8A_	Alignment	not modelled	99.9	15 PDB header: transcription Chain: A: PDB Molecule: putative regulatory protein sco4313; PDBTitle: crystal structure of putative regulatory protein sco4313
109	c3on4D_	Alignment	not modelled	99.9	12 PDB header: transcription Chain: D: PDB Molecule: transcriptional regulator, tetr family; PDBTitle: crystal structure of tetr transcriptional regulator from legionella2 pneumophila
110	c3v6gA_	Alignment	not modelled	99.9	19 PDB header: transcription Chain: A: PDB Molecule: probable transcriptional regulatory protein (probably deor- PDBTitle: crystal structure of transcriptional regulator
111	c3cdlA_	Alignment	not modelled	99.9	16 PDB header: transcription regulator Chain: A: PDB Molecule: transcriptional regulator aefr; PDBTitle: crystal structure of a tetr family transcriptional regulator from2 pseudomonas syringae pv. tomato str. dc3000
112	c4jl3B_	Alignment	not modelled	99.9	20 PDB header: transcription/dna Chain: B: PDB Molecule: transcriptional regulator, tetr family; PDBTitle: crystal structure of ms6564-dna complex
113	c5fglA_	Alignment	not modelled	99.9	15 PDB header: apoptosis Chain: A: PDB Molecule: nicr; PDBTitle: co-crystal structure of nicr2_hsp
114	c2jk3A_	Alignment	not modelled	99.9	15 PDB header: transcription Chain: A: PDB Molecule: hemolysin ii regulatory protein; PDBTitle: crystal structure of the hlyii mutant protein with2 residues 169-186 substituted by gssgssg linker
115	c3cjdB_	Alignment	not modelled	99.9	17 PDB header: transcription regulator Chain: B: PDB Molecule: transcriptional regulator, tetr family; PDBTitle: crystal structure of putative tetr transcriptional regulator2 (yp_510936.1) from jannaschia sp. ccs1 at 1.79 a resolution
116	c1zk8A_	Alignment	not modelled	99.9	21 PDB header: transcription regulator Chain: A: PDB Molecule: transcriptional regulator, tetr family; PDBTitle: crystal structure of transcriptional regulator from bacillus cereus2 atcc 14579
117	c2zcxA_	Alignment	not modelled	99.9	18 PDB header: transcription Chain: A: PDB Molecule: tetr-family transcriptional regulator; PDBTitle: crystal structure of tetr family transcriptional regulator2 sco7815
118	c5d1wD_	Alignment	not modelled	99.8	16 PDB header: transcription Chain: D: PDB Molecule: rv3249c transcriptional regulator; PDBTitle: crystal structure of mycobacterium tuberculosis rv3249c2 transcriptional regulator.
119	c2yvha_	Alignment	not modelled	99.8	11 PDB header: transcription/dna Chain: A: PDB Molecule: transcriptional regulator; PDBTitle: crystal structure of the operator-binding form of the multi-drug2 binding transcriptional repressor cgmr
120	c2dg7A_	Alignment	not modelled	99.8	15 PDB header: gene regulation Chain: A: PDB Molecule: putative transcriptional regulator; PDBTitle: crystal structure of the putative transcriptional regulator sco03372 from streptomyces coelicolor a3(2)