





# Phyre2

Email	mdejesus@rockefeller.edu
Description	RVBD0942_(-)_1052364_1052642
Date	Fri Jul 26 01:50:53 BST 2019
Unique Job ID	a87e89407af0389e

Detailed template information

#	Template	Alignment Coverage	3D Model	Confidence	% i.d.	Template Information
1	<a href="#">c3siiA_</a>	 Alignment		6.0	67	<b>PDB header:</b> hydrolase/hydrolase inhibitor <b>Chain:</b> A: <b>PDB Molecule:</b> poly(adp-ribose) glycohydrolase; <b>PDBTitle:</b> the x-ray crystal structure of poly(adp-ribose) glycohydrolase bound2 to the inhibitor adp-hpd from thermomonospora curvata
2	<a href="#">c5zdcL_</a>	 Alignment		5.1	56	<b>PDB header:</b> hydrolase <b>Chain:</b> L: <b>PDB Molecule:</b> poly adp-ribose glycohydrolase; <b>PDBTitle:</b> crystal structure of poly(adp-ribose) glycohydrolase (parg) from2 deinococcus radiodurans in complex with adp-ribose (p32)