







# Phyre2

Email	mdejesus@rockefeller.edu
Description	RVBD1004c_(-)_1120893_1122152
Date	Wed Jul 31 22:05:07 BST 2019
Unique Job ID	307ace0cb8597296

Detailed template information

#	Template	Alignment Coverage	3D Model	Confidence	% i.d.	Template Information
1	<a href="#">d1v6ta_</a>	 Alignment		7.8	27	<b>Fold:</b> 7-stranded beta/alpha barrel <b>Superfamily:</b> Glycoside hydrolase/deacetylase <b>Family:</b> LamB/YcsF-like
2	<a href="#">c2x5eA_</a>	 Alignment		6.9	27	<b>PDB header:</b> unknown function <b>Chain:</b> A: <b>PDB Molecule:</b> upf0271 protein pa4511; <b>PDBTitle:</b> crystal structure of the hypothetical protein pa4511 from2 pseudomonas aeruginosa
3	<a href="#">d1oeyj_</a>	 Alignment		6.4	38	<b>Fold:</b> beta-Grasp (ubiquitin-like) <b>Superfamily:</b> CAD & PB1 domains <b>Family:</b> PB1 domain