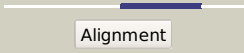

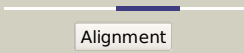
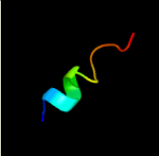


Phyre2

Email	mdejesus@rockefeller.edu
Description	RVBD1434_(-)_1612262_1612399
Date	Wed Jul 31 22:05:54 BST 2019
Unique Job ID	b4d1e9e5f05b7719

Detailed template information

#	Template	Alignment Coverage	3D Model	Confidence	% i.d.	Template Information
1	c4inqA_	 Alignment		8.1	38	PDB header: lipid binding protein Chain: A: PDB Molecule: oxysterol-binding protein homolog 3; PDBTitle: crystal structure of osh3 ord in complex with pi(4)p from2 saccharomyces cerevisiae
2	c4l67B_	 Alignment		5.4	46	PDB header: transferase Chain: B: PDB Molecule: serine/threonine-protein kinase pak 4; PDBTitle: crystal structure of catalytic domain of pak4