


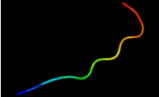

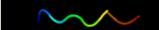


Phyre2

Email	mdejesus@rockefeller.edu
Description	RVBD1435c_(-)_1612348_1612956
Date	Wed Jul 31 22:05:54 BST 2019
Unique Job ID	9e2ab4c26fd98d63

Detailed template
information

#	Template	Alignment Coverage	3D Model	Confidence	% i.d.	Template Information
1	c2mkcC_	 Alignment		10.1	44	PDB header: splicing Chain: C; PDB Molecule: pre-mrna-splicing factor cwc26; PDBTitle: cooperative structure of the heterotrimeric pre-mrna retention and2 splicing complex
2	c5miyA_	 Alignment		8.9	45	PDB header: ligase Chain: A; PDB Molecule: e3 ubiquitin ligase ravn; PDBTitle: crystal structure of the e3 ubiquitin ligase ravn from legionella2 pneumophila
3	c4uqtB_	 Alignment		8.7	44	PDB header: translation Chain: B; PDB Molecule: pre-mrna-splicing factor cwc26; PDBTitle: rrm-peptide structure in res complex