










Phyre2

Email	mdejesus@rockefeller.edu
Description	RVBD1556_(-)_1761003_1761611
Date	Fri Aug 2 13:30:14 BST 2019
Unique Job ID	99e47e3fcd5253e6

Detailed template information

#	Template	Alignment Coverage	3D Model	Confidence	% i.d.	Template Information
1	c2zb9A_	Alignment		99.9	26	PDB header: transcription Chain: A: PDB Molecule: putative transcriptional regulator; PDBTitle: crystal structure of tetr family transcription regulator2 sco0332
2	c2pbxB_	Alignment		99.9	20	PDB header: transcription Chain: B: PDB Molecule: hemagglutinin/protease regulatory protein; PDBTitle: vibrio cholerae hapr
3	c2fq4A_	Alignment		99.9	23	PDB header: transcription regulator Chain: A: PDB Molecule: transcriptional regulator, tetr family; PDBTitle: the crystal structure of the transcriptional regulator (tetr family)2 from bacillus cereus
4	c2id3A_	Alignment		99.9	20	PDB header: transcription Chain: A: PDB Molecule: putative transcriptional regulator; PDBTitle: crystal structure of transcriptional regulator sco5951 from2 streptomyces coelicolor a3(2)
5	c3himA_	Alignment		99.9	14	PDB header: transcription regulator Chain: A: PDB Molecule: probable transcriptional regulator; PDBTitle: the crystal structure of a bacterial regulatory protein in the tetr2 family from rhodococcus rha1 to 2.2a
6	c4w97A_	Alignment		99.9	18	PDB header: transcription Chain: A: PDB Molecule: hth-type transcriptional repressor kstr2; PDBTitle: structure of ketosteroid transcriptional regulator kstr2 of2 mycobacterium tuberculosis
7	c5gpcC_	Alignment		99.9	13	PDB header: transcription, dna binding protein/dna Chain: C: PDB Molecule: transcriptional regulator (tetr/acrr family); PDBTitle: structural analysis of fatty acid degradation regulator fadr from2 bacillus halodurans
8	c3vprA_	Alignment		99.9	19	PDB header: dna binding protein Chain: A: PDB Molecule: transcriptional regulator, tetr family; PDBTitle: crystal structure of a tetr family transcriptional regulator pfmr from2 thermus thermophilus hb8
9	c3vibD_	Alignment		99.9	14	PDB header: dna binding protein Chain: D: PDB Molecule: mtrr; PDBTitle: structural basis for multidrug recognition and antimicrobial2 resistance by mtrr, an efflux pump regulator from neisseria3 gonorrhoeae
10	c1u9nA_	Alignment		99.9	19	PDB header: dna binding protein Chain: A: PDB Molecule: transcriptional repressor ethr; PDBTitle: crystal structure of the transcriptional regulator ethr in2 a ligand bound conformation opens therapeutic perspectives3 against tuberculosis and leprosy
11	c1vi0B_	Alignment		99.9	12	PDB header: transcription Chain: B: PDB Molecule: transcriptional regulator; PDBTitle: crystal structure of a transcriptional regulator

12	c2hyjA	Alignment		99.9	15	PDB header: transcription Chain: A: PDB Molecule: putative tetr-family transcriptional regulator; PDBTitle: the crystal structure of a tetr-family transcriptional regulator from2 streptomyces coelicolor
13	c5vl9D	Alignment		99.9	16	PDB header: transcription/dna Chain: D: PDB Molecule: regulatory protein tetr; PDBTitle: crystal structure of eilr in complex with eilo dna element
14	c3nrgA	Alignment		99.9	15	PDB header: transcription Chain: A: PDB Molecule: tetr family transcriptional regulator; PDBTitle: crystal structure of a tetr family transcriptional regulator2 (caur_2714) from chloroflexus aurantiacus j-10-fl at 2.56 a3 resolution
15	c1pb6D	Alignment		99.9	13	PDB header: transcription Chain: D: PDB Molecule: hypothetical transcriptional regulator ycdc; PDBTitle: crystal structure of hypothetical transcriptional regulator ycdc
16	c2f07A	Alignment		99.9	13	PDB header: transcription Chain: A: PDB Molecule: yvdt; PDBTitle: crystal structure of yvdt from bacillus subtilis
17	c3e7qB	Alignment		99.9	16	PDB header: transcription regulator Chain: B: PDB Molecule: transcriptional regulator; PDBTitle: the crystal structure of the putative transcriptional regulator from2 pseudomonas aeruginosa pao1
18	c3ccyA	Alignment		99.9	11	PDB header: transcription regulator Chain: A: PDB Molecule: putative tetr-family transcriptional regulator; PDBTitle: crystal structure of a tetr-family transcriptional regulator from2 bordetella parapertussis 12822
19	c2iaiA	Alignment		99.9	16	PDB header: structural genomics, unknown function Chain: A: PDB Molecule: putative transcriptional regulator sco3833; PDBTitle: crystal structure of sco3833, a member of the tetr transcriptional2 regulator family from streptomyces coelicolor a3
20	c3qziA	Alignment		99.9	16	PDB header: transcription Chain: A: PDB Molecule: transcriptional regulator, tetr family; PDBTitle: crystal structure of a transcriptional regulator of the tetr family2 (shew_3567) from shewanella loihica pv-4 at 2.05 a resolution
21	c3dcfB	Alignment	not modelled	99.9	17	PDB header: transcription regulator Chain: B: PDB Molecule: transcriptional regulator of the tetr/acrr family; PDBTitle: crystal structure of transcriptional regulator of the tetr/acrr family2 (yp_290855.1) from thermobifida fusca yx-er1 at 2.50 a resolution
22	c3qbmA	Alignment	not modelled	99.9	17	PDB header: transcription regulator Chain: A: PDB Molecule: tetr transcriptional regulator; PDBTitle: crystal structure of a tetr transcriptional regulator (caur_2221) from2 chloroflexus aurantiacus j-10-fl at 1.80 a resolution
23	c4ichA	Alignment	not modelled	99.9	21	PDB header: transcription regulator Chain: A: PDB Molecule: transcriptional regulator; PDBTitle: crystal structure of a putative tetr family transcriptional regulator2 from saccharomonospora viridis dsm 43017
24	c2nx4A	Alignment	not modelled	99.9	12	PDB header: structural genomics, unknown function Chain: A: PDB Molecule: transcriptional regulator, tetr family protein; PDBTitle: the crystal structure of athe putative tetr-family transcriptional2 regulator rha06780 from rhodococcus sp. rha1.
25	c3on2C	Alignment	not modelled	99.9	16	PDB header: structural genomics, unknown function Chain: C: PDB Molecule: probable transcriptional regulator; PDBTitle: structure of a protein with unknown function from rhodococcus sp. rha1
26	c3rh2A	Alignment	not modelled	99.8	12	PDB header: dna binding protein Chain: A: PDB Molecule: hypothetical tetr-like transcriptional regulator; PDBTitle: crystal structure of a tetr-like transcriptional regulator (sama_0099)2 from shewanella amazonensis sb2b at 2.42 a resolution
27	c3bhqB	Alignment	not modelled	99.8	18	PDB header: transcription Chain: B: PDB Molecule: transcriptional regulator; PDBTitle: crystal structure of a putative tetr-family transcriptional regulator2 (mlr_4833) from mesorhizobium loti maff303099 at 1.54

						a resolution
28	c1rktA	Alignment	not modelled	99.8	12	PDB header: transcription Chain: A: PDB Molecule: protein yfir; PDBTitle: crystal structure of yfir, a putative transcriptional regulator from2 bacillus subtilis
29	c3lwjA	Alignment	not modelled	99.8	13	PDB header: transcription regulator Chain: A: PDB Molecule: putative tetr-family transcriptional regulator; PDBTitle: crystal structure of putative tetr-family transcriptional regulator2 (yp_752756.1) from syntrophomonas wolfei str. goettingen at 2.07 a3 resolution
30	c2genA	Alignment	not modelled	99.8	17	PDB header: transcription Chain: A: PDB Molecule: probable transcriptional regulator; PDBTitle: structural genomics, the crystal structure of a probable2 transcriptional regulator from pseudomonas aeruginosa pao1
31	c2g7sA	Alignment	not modelled	99.8	10	PDB header: transcription Chain: A: PDB Molecule: transcriptional regulator, tetr family; PDBTitle: the crystal structure of transcriptional regulator, tetr family, from2 agrobacterium tumefaciens
32	c2ibdB	Alignment	not modelled	99.8	19	PDB header: structural genomics, unknown function Chain: B: PDB Molecule: possible transcriptional regulator; PDBTitle: crystal structure of probable transcriptional regulatory protein2 rha5900
33	c3dewA	Alignment	not modelled	99.8	12	PDB header: transcription regulator Chain: A: PDB Molecule: transcriptional regulator, tetr family; PDBTitle: the structure of a putative tetr family transcriptional regulator from2 geobacter sulfurreducens pca.
34	c3npiB	Alignment	not modelled	99.8	15	PDB header: gene regulation Chain: B: PDB Molecule: tetr family regulatory protein; PDBTitle: crystal structure of a tetr family regulatory protein (dip1788) from2 corynebacterium diphtheriae at 2.96 a resolution
35	c3cwrA	Alignment	not modelled	99.8	18	PDB header: transcription regulator Chain: A: PDB Molecule: transcriptional regulator, tetr family; PDBTitle: crystal structure of transcriptional regulator of tetr family2 (yp_425770.1) from rhodospirillum rubrum atcc 11170 at 1.50 a3 resolution
36	c6g8hC	Alignment	not modelled	99.8	17	PDB header: transcription Chain: C: PDB Molecule: tetr/acrr family transcriptional regulator; PDBTitle: flavonoid-responsive regulator frra in complex with naringenin
37	c2rasB	Alignment	not modelled	99.8	15	PDB header: transcription Chain: B: PDB Molecule: transcriptional regulator, tetr family; PDBTitle: crystal structure of a putative tetr/acrr family transcriptional2 regulator (saro_0558) from novosphingobium aromaticivorans dsm at3 1.80 a resolution
38	c4jl3B	Alignment	not modelled	99.8	17	PDB header: transcription/dna Chain: B: PDB Molecule: transcriptional regulator, tetr family; PDBTitle: crystal structure of ms6564-dna complex
39	c2qibA	Alignment	not modelled	99.8	19	PDB header: transcription Chain: A: PDB Molecule: tetr-family transcriptional regulator; PDBTitle: crystal structure of tetr-family transcriptional regulator from2 streptomyces coelicolor
40	c5k7fA	Alignment	not modelled	99.8	17	PDB header: transcription Chain: A: PDB Molecule: transcriptional regulator, tetr family; PDBTitle: crystal structure of apo aibr
41	c3anpD	Alignment	not modelled	99.8	13	PDB header: transcription Chain: D: PDB Molecule: transcriptional repressor, tetr family; PDBTitle: crystal structure of thermus thermophilus fadr, a tetr family2 transcriptional repressor, in complex with lauroyl-coa.
42	c2uxoB	Alignment	not modelled	99.8	18	PDB header: transcription Chain: B: PDB Molecule: hth-type transcriptional regulator ttgr; PDBTitle: ttgr in complex with tetracycline
43	c4me9B	Alignment	not modelled	99.8	16	PDB header: transcription regulator Chain: B: PDB Molecule: transcriptional regulator, tetr family; PDBTitle: crystal structure of a transcriptional regulator, tetr family2 (bce_2991) from bacillus cereus atcc 10987 at 2.50 a resolution
44	c3bcgA	Alignment	not modelled	99.8	11	PDB header: transcription regulator Chain: A: PDB Molecule: hth-type transcriptional regulator acrr; PDBTitle: conformational changes of the acrr regulator reveal a2 mechanism of induction
45	c3ppbB	Alignment	not modelled	99.8	16	PDB header: transcription regulator Chain: B: PDB Molecule: putative tetr family transcription regulator; PDBTitle: crystal structure of a putative tetr family transcription regulator2 (shew_3104) from shewanella sp. pv-4 at 2.10 a resolution
46	c5mwrB	Alignment	not modelled	99.8	11	PDB header: transcription Chain: B: PDB Molecule: tetr family transcriptional regulator; PDBTitle: the fadr transcription regulator from sulfobolus acidocaldarius
47	c5dajB	Alignment	not modelled	99.8	15	PDB header: transcription regulator Chain: B: PDB Molecule: nald; PDBTitle: crystal structure of nald, the secondary repressor of mexab-oprm2 multidrug efflux pump in pseudomonas aeruginosa
48	c3vuqD	Alignment	not modelled	99.8	18	PDB header: transcription regulator Chain: D: PDB Molecule: transcriptional regulator (tetr/acrr family); PDBTitle: crystal structure of ttha0167, a transcriptional regulator, tetr/acrr2 family from thermus thermophilus hb8
49	c4yzeD	Alignment	not modelled	99.8	14	PDB header: transcription Chain: D: PDB Molecule: hth-type transcriptional repressor nemr; PDBTitle: crystal structure of e.coli nemr reduced form
50	c6azhA	Alignment	not modelled	99.8	16	PDB header: transcription Chain: A: PDB Molecule: tetr family transcriptional regulator; PDBTitle: clostridium perfringens putative fatty acid metabolism regulator
51	c3f1bA	Alignment	not modelled	99.8	20	PDB header: transcription regulator Chain: A: PDB Molecule: tetr-like transcriptional regulator; PDBTitle: the crystal structure of a tetr-like transcriptional regulator from2 rhodococcus sp. rha1.
						PDB header: transcription

52	c4udsA	Alignment	not modelled	99.8	15	Chain: A: PDB Molecule: mbdr regulator; PDBTitle: crystal structure of mbdr regulator from azoarcus sp. cib
53	c3bruA	Alignment	not modelled	99.8	16	PDB header: transcription Chain: A: PDB Molecule: regulatory protein, tetr family; PDBTitle: crystal structure of regulatory protein tetr from rhodobacter2 sphaeroides
54	c6ayhA	Alignment	not modelled	99.8	17	PDB header: transcription Chain: A: PDB Molecule: tetr family transcriptional regulator; PDBTitle: salmonella enterica gusr
55	c2wuiA	Alignment	not modelled	99.8	20	PDB header: transcription Chain: A: PDB Molecule: transcriptional regulator; PDBTitle: crystal structure of mexz, a key repressor responsible for2 antibiotic resistance in pseudomonas aeruginosa.
56	c2np5A	Alignment	not modelled	99.8	14	PDB header: transcription Chain: A: PDB Molecule: transcriptional regulator; PDBTitle: crystal structure of a transcriptional regulator (rha1_ro04179) from2 rhodococcus sp. rha1.
57	c3s5rA	Alignment	not modelled	99.8	16	PDB header: dna binding protein Chain: A: PDB Molecule: transcriptional regulator tetr family; PDBTitle: crystal structure of a putative transcriptional regulator of the tetr2 family (syn_02108) from syntrophus aciditrophicus at 2.60 a3 resolution
58	c5xs9B	Alignment	not modelled	99.8	12	PDB header: transcription Chain: B: PDB Molecule: tetr family transcriptional regulator; PDBTitle: crystal structure of mycobacterium smegmatis bioq
59	c3pasA	Alignment	not modelled	99.8	21	PDB header: transcription regulator Chain: A: PDB Molecule: tetr family transcription regulator; PDBTitle: crystal structure of a tetr family transcription regulator (magu_1417)2 from marinobacter aquaeolei vt8 at 1.90 a resolution
60	c2g3bB	Alignment	not modelled	99.8	16	PDB header: transcription Chain: B: PDB Molecule: putative tetr-family transcriptional regulator; PDBTitle: crystal structure of putative tetr-family transcriptional regulator2 from rhodococcus sp.
61	c4za6A	Alignment	not modelled	99.8	15	PDB header: signaling protein Chain: A: PDB Molecule: tetr family transcriptional regulator; PDBTitle: structure of the r. erythropolis transcriptional repressor qsdr from2 tetr family
62	c3eupA	Alignment	not modelled	99.8	11	PDB header: transcription regulator Chain: A: PDB Molecule: transcriptional regulator, tetr family; PDBTitle: the crystal structure of the transcriptional regulator, tetr family2 from cytophaga hutchinsonii
63	c3lsjA	Alignment	not modelled	99.8	16	PDB header: transcription Chain: A: PDB Molecule: dest; PDBTitle: crystal structure of dest in complex with palmitoyl-coa
64	c5ovyA	Alignment	not modelled	99.8	16	PDB header: dna binding protein Chain: A: PDB Molecule: putative transcriptional regulator, tetr family; PDBTitle: crystal structure of mab_4384 tetr
65	c5d1wD	Alignment	not modelled	99.8	17	PDB header: transcription Chain: D: PDB Molecule: rv3249c transcriptional regulator; PDBTitle: crystal structure of mycobacterium tuberculosis rv3249c2 transcriptional regulator.
66	c5d19A	Alignment	not modelled	99.8	12	PDB header: transcription Chain: A: PDB Molecule: tetr family transcriptional regulator; PDBTitle: crystal structure of mycobacterium tuberculosis rv0302, form ii
67	c5ztcA	Alignment	not modelled	99.8	11	PDB header: transcription Chain: A: PDB Molecule: lmo2088 protein; PDBTitle: apo structure of tetr family transcription regulator lmo2088 of2 listeria monocytogenes egde
68	c2qtqB	Alignment	not modelled	99.8	12	PDB header: transcription Chain: B: PDB Molecule: transcriptional regulator, tetr family; PDBTitle: crystal structure of a predicted dna-binding transcriptional regulator2 (saro_1072) from novosphingobium aromaticivorans dsm at 1.85 a3 resolution
69	c3g7rB	Alignment	not modelled	99.8	18	PDB header: transcription regulator Chain: B: PDB Molecule: putative transcriptional regulator; PDBTitle: crystal structure of sco4454, a tetr-family transcriptional regulator2 from streptomyces coelicolor
70	c3cjdB	Alignment	not modelled	99.8	10	PDB header: transcription regulator Chain: B: PDB Molecule: transcriptional regulator, tetr family; PDBTitle: crystal structure of putative tetr transcriptional regulator2 (yp_510936.1) from jannaschia sp. ccs1 at 1.79 a resolution
71	c4g12A	Alignment	not modelled	99.8	18	PDB header: dna binding protein Chain: A: PDB Molecule: probable transcriptional regulatory protein (probably tetr- PDBTitle: crystal structure of putative tetr family transcriptional regulator,2 fad35r, from mycobacterium tuberculosis
72	c6mj1A	Alignment	not modelled	99.8	18	PDB header: dna binding protein Chain: A: PDB Molecule: probable hth-type transcriptional regulator yttp; PDBTitle: crystal structure of refz (regulator of ftsz) from bacillus subtilis
73	c3c2bA	Alignment	not modelled	99.8	19	PDB header: transcription regulator Chain: A: PDB Molecule: transcriptional regulator, tetr family; PDBTitle: crystal structure of tetr transcriptional regulator from agrobacterium2 tumefaciens
74	c6ayiA	Alignment	not modelled	99.8	15	PDB header: transcription Chain: A: PDB Molecule: hth-type transcriptional regulator uidr; PDBTitle: escherichia coli gusr
75	c3he0A	Alignment	not modelled	99.8	16	PDB header: transcription regulator Chain: A: PDB Molecule: transcriptional regulator, tetr family; PDBTitle: the structure of a putative transcriptional regulator tetr family2 protein from vibrio parahaemolyticus.
76	c2qwtA	Alignment	not modelled	99.8	17	PDB header: transcription Chain: A: PDB Molecule: transcriptional regulator, tetr family; PDBTitle: crystal structure of the tetr transcription regulatory protein from2 mycobacterium vanbaalenii PDB header: transcription

77	c1t33B	Alignment	not modelled	99.8	17	Chain: B: PDB Molecule: putative transcriptional repressor (tetr/acrr family); PDBTitle: structural genomics, the crystal structure of a putative2 transcriptional repressor (tetr/acrr family) from salmonella3 typhimurim lt2
78	c2gfnA	Alignment	not modelled	99.8	17	PDB header: transcription Chain: A: PDB Molecule: hth-type transcriptional regulator pksa related protein; PDBTitle: crystal structure of hth-type transcriptional regulator pksa related2 protein from rhodococcus sp. rha1
79	c2fbqA	Alignment	not modelled	99.8	14	PDB header: transcription Chain: A: PDB Molecule: probable transcriptional regulator; PDBTitle: the crystal structure of transcriptional regulator pa3006
80	c2d6yA	Alignment	not modelled	99.8	17	PDB header: gene regulation Chain: A: PDB Molecule: putative tetr family regulatory protein; PDBTitle: crystal structure of transcriptional factor sco4008 from streptomyces2 coelicolor a3(2)
81	c2i10A	Alignment	not modelled	99.8	11	PDB header: transcription Chain: A: PDB Molecule: putative tetr transcriptional regulator; PDBTitle: putative tetr transcriptional regulator from rhodococcus sp. rha1
82	c3nnrA	Alignment	not modelled	99.8	18	PDB header: transcription Chain: A: PDB Molecule: transcriptional regulator, tetr family; PDBTitle: crystal structure of a tetr-family transcriptional regulator2 (maqu_3571) from marinobacter aquaeolei vt8 at 2.49 a resolution
83	c5d1rA	Alignment	not modelled	99.8	14	PDB header: transcription Chain: A: PDB Molecule: rv1816 transcriptional regulator; PDBTitle: crystal structure of mycobacterium tuberculosis rv1816 transcriptional2 regulator.
84	c2hytA	Alignment	not modelled	99.8	13	PDB header: transcription Chain: A: PDB Molecule: tetr-family transcriptional regulator; PDBTitle: crystal structure of a tetr-family transcriptional regulator (eca1819)2 from peptobacterium atrosepticum at 1.64 a resolution
85	c1zkgB	Alignment	not modelled	99.8	12	PDB header: transcription regulator Chain: B: PDB Molecule: transcriptional regulator, tetr family; PDBTitle: crystal structure of transcriptional regulator, tetr family (tm1030)2 from thermodoga maritima at 2.30 a resolution
86	c2raeA	Alignment	not modelled	99.8	15	PDB header: transcription Chain: A: PDB Molecule: transcriptional regulator, acrr family protein; PDBTitle: crystal structure of a tetr/acrr family transcriptional regulator from2 rhodococcus sp. rha1
87	c3mnlA	Alignment	not modelled	99.8	14	PDB header: transcription regulator Chain: A: PDB Molecule: transcriptional regulatory protein (probably tetr-family); PDBTitle: the crystal structure of kstr (rv3574) from mycobacterium tuberculosis2 h37rv
88	c3jsjC	Alignment	not modelled	99.8	16	PDB header: transcription Chain: C: PDB Molecule: putative tetr-family transcriptional regulator; PDBTitle: crystal structure of a putative tetr-transcriptional regulator2 (sav143) from streptomyces avermitilis ma-4680 at 2.10 a resolution
89	c2o7tA	Alignment	not modelled	99.8	14	PDB header: transcription Chain: A: PDB Molecule: transcriptional regulator; PDBTitle: crystal structure of a tetr family transcriptional regulator2 (ncgl1578, cgl1640) from corynebacterium glutamicum at 2.10 a3 resolution
90	c4nn1A	Alignment	not modelled	99.8	14	PDB header: transcription regulator Chain: A: PDB Molecule: transcriptional regulator; PDBTitle: crystal structure of transcriptional regulator rv1219c of2 mycobacterium tuberculosis
91	c3bjbE	Alignment	not modelled	99.8	17	PDB header: transcription regulator Chain: E: PDB Molecule: probable transcriptional regulator, tetr family protein; PDBTitle: crystal structure of a tetr transcriptional regulator from rhodococcus2 sp. rha1
92	c2hkuB	Alignment	not modelled	99.8	15	PDB header: transcription regulator Chain: B: PDB Molecule: a putative transcriptional regulator; PDBTitle: structural genomics, the crystal structure of a putative2 transcriptional regulator from rhodococcus sp. rha1
93	c3knwB	Alignment	not modelled	99.8	10	PDB header: transcription regulator Chain: B: PDB Molecule: putative transcriptional regulator (tetr/acrr family); PDBTitle: crystal structure of a putative transcriptional regulator (tetr/acrr2 family member) from putative transcriptional regulator (tetr/acrr3 family)
94	c3kkdA	Alignment	not modelled	99.8	13	PDB header: transcription regulator Chain: A: PDB Molecule: transcriptional regulator; PDBTitle: structure of a putative tetr transcriptional regulator (pa3699) from2 pseudomonas aeruginosa pa01
95	c3f0cA	Alignment	not modelled	99.8	13	PDB header: transcription regulator Chain: A: PDB Molecule: transcriptional regulator; PDBTitle: crystal structure of transcriptional regulator from cytophaga2 hutchinsonii atcc 33406
96	c3c07B	Alignment	not modelled	99.8	14	PDB header: transcription regulator Chain: B: PDB Molecule: putative tetr-family transcriptional regulator; PDBTitle: crystal structure of a tetr family transcriptional regulator from2 streptomyces coelicolor a3(2)
97	c3rd3B	Alignment	not modelled	99.8	14	PDB header: transcription Chain: B: PDB Molecule: probable transcriptional regulator; PDBTitle: structure of pseudomonas aeruginosa transcriptional regulator pa2196
98	c3mvpA	Alignment	not modelled	99.8	14	PDB header: transcription regulator Chain: A: PDB Molecule: tetr/acrr transcriptional regulator; PDBTitle: the crystal structure of a tetr/acrr transcriptional regulator from2 streptococcus mutans to 1.85a
99	c2q24A	Alignment	not modelled	99.8	19	PDB header: transcription Chain: A: PDB Molecule: putative tetr family transcriptional regulator; PDBTitle: crystal structure of tetr transcriptional regulator sco0520

						from2 streptomyces coelicolor
100	c2rekA_	Alignment	not modelled	99.8	14	PDB header: transcription Chain: A: PDB Molecule: putative tetr-family transcriptional regulator; PDBTitle: crystal structure of tetr-family transcriptional regulator
101	c5xazD_	Alignment	not modelled	99.8	12	PDB header: dna binding protein Chain: D: PDB Molecule: gamma-butyrolactone receptor protein; PDBTitle: crystal structure of full length native tylp, a tetr regulator from2 streptomyces fradiae
102	c1jumB_	Alignment	not modelled	99.8	12	PDB header: transcription Chain: B: PDB Molecule: hypothetical transcriptional regulator in qaca 5' region; PDBTitle: crystal structure of the multidrug binding transcriptional repressor2 qacr bound to the natural drug berberine
103	c1ui6B_	Alignment	not modelled	99.8	15	PDB header: antibiotic Chain: B: PDB Molecule: a-factor receptor homolog; PDBTitle: crystal structure of gamma-butyrolactone receptor (arpa-like protein)
104	c5n1cA_	Alignment	not modelled	99.8	13	PDB header: dna binding protein Chain: A: PDB Molecule: probable transcriptional regulatory protein; PDBTitle: iodinated form of the mycobacterium tuberculosis repressor ethr2
105	c2qkoA_	Alignment	not modelled	99.8	15	PDB header: transcription Chain: A: PDB Molecule: possible transcriptional regulator, tetr family protein; PDBTitle: crystal structure of transcriptional regulator rha06399 from2 rhodococcus sp. rha1
106	c2dg8D_	Alignment	not modelled	99.8	15	PDB header: gene regulation Chain: D: PDB Molecule: putative tetr-family transcriptional regulatory protein; PDBTitle: crystal structure of the putative trascriptional regulator sco75182 from streptomyces coelicolor a3(2)
107	c2oi8A_	Alignment	not modelled	99.8	11	PDB header: transcription Chain: A: PDB Molecule: putative regulatory protein sco4313; PDBTitle: crystal structure of putative regulatory protein sco4313
108	c3cd1A_	Alignment	not modelled	99.8	15	PDB header: transcription regulator Chain: A: PDB Molecule: transcriptional regulator aefr; PDBTitle: crystal structure of a tetr family transcriptional regulator from2 pseudomonas syringae pv. tomato str. dc3000
109	c3g56A_	Alignment	not modelled	99.8	16	PDB header: dna binding protein Chain: A: PDB Molecule: regulator of macrolide 2'-phosphotransferase i; PDBTitle: structure of the macrolide biosensor protein, mphr(a)
110	c2guhA_	Alignment	not modelled	99.8	14	PDB header: transcription Chain: A: PDB Molecule: putative tetr-family transcriptional regulator; PDBTitle: crystal structure of the putative tetr-family transcriptional2 regulator from rhodococcus sp. rha1
111	c2of7A_	Alignment	not modelled	99.8	12	PDB header: transcription Chain: A: PDB Molecule: putative tetr-family transcriptional regulator; PDBTitle: structural genomics, the crystal structure of a tetr-family2 transcriptional regulator from streptomyces coelicolor a3
112	c4gctA_	Alignment	not modelled	99.8	14	PDB header: dna binding protein/dna Chain: A: PDB Molecule: nucleoid occlusion factor slma; PDBTitle: structure of no factor protein-dna complex
113	c4ac6A_	Alignment	not modelled	99.8	18	PDB header: transcription Chain: A: PDB Molecule: hth-type transcriptional repressor acnr; PDBTitle: corynebacterium glutamicum acnr au derivative structure
114	c1z0xA_	Alignment	not modelled	99.8	15	PDB header: transcription Chain: A: PDB Molecule: transcriptional regulator, tetr family; PDBTitle: crystal structure of transcriptional regulator, tetr family from2 enterococcus faecalis v583
115	c3v6gA_	Alignment	not modelled	99.8	14	PDB header: transcription Chain: A: PDB Molecule: probable transcriptional regulatory protein (probably deor- PDBTitle: crystal structure of transcriptional regulator
116	c3iuvA_	Alignment	not modelled	99.8	16	PDB header: structural genomics, unknown function Chain: A: PDB Molecule: uncharacterized tetr family protein; PDBTitle: the structure of a member of tetr family (sco1917) from2 streptomyces coelicolor a3
117	c3kkcB_	Alignment	not modelled	99.8	13	PDB header: transcription regulator Chain: B: PDB Molecule: tetr family transcriptional regulator; PDBTitle: the crystal structure of tetr transcriptional regulator from2 streptococcus agalactiae 2603v
118	c3dpjB_	Alignment	not modelled	99.8	12	PDB header: dna binding protein Chain: B: PDB Molecule: transcription regulator, tetr family; PDBTitle: the crystal structure of a tetr transcription regulator2 from silicibacter pomeroyi dss
119	c3b81A_	Alignment	not modelled	99.8	14	PDB header: transcription regulator Chain: A: PDB Molecule: transcriptional regulator, acrr family; PDBTitle: crystal structure of predicted dna-binding transcriptional regulator2 of tetr/acrr family (np_350189.1) from clostridium acetobutylicum at3 2.10 a resolution
120	c2zcmB_	Alignment	not modelled	99.8	16	PDB header: transcription Chain: B: PDB Molecule: biofilm operon icaabcd hth-type negative transcriptional PDBTitle: crystal structure of icar, a repressor of the tetr family