







Sequence	M D D
Secondary structure	_____
SS confidence	
Disorder	? ? ?
Disorder confidence	

Confidence Key
 High(9)  Low (0)
 ? Disordered (58%)
 Alpha helix (53%)
 Beta strand (1%)
 TM helix (4%)