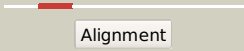
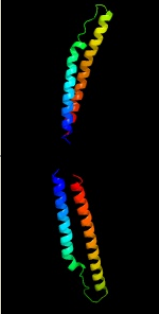

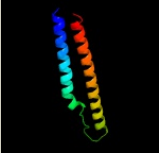


# Phyre2

Email	mdejesus@rockefeller.edu
Description	RVBD1983_(PE_PGR535)_2226252_2227928
Date	Mon Aug 5 13:25:08 BST 2019
Unique Job ID	d75a842f707c3c62

Detailed template information

#	Template	Alignment Coverage	3D Model	Confidence	% i.d.	Template Information
1	<a href="#">c5xfsA_</a>	 Alignment		96.0	56	<b>PDB header:</b> protein transport <b>Chain:</b> A: <b>PDB Molecule:</b> pe family protein pe8; <b>PDBTitle:</b> crystal structure of pe8-ppe15 in complex with esp95 from m.2 tuberculosis
2	<a href="#">d2g38a1</a>	 Alignment		95.6	30	<b>Fold:</b> Ferritin-like <b>Superfamily:</b> PE/PPE dimer-like <b>Family:</b> PE