


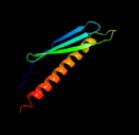

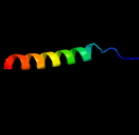

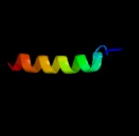



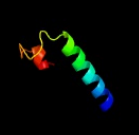

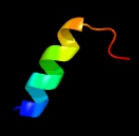

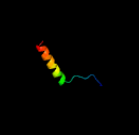











Phyre2

Email	mdejesus@rockefeller.edu
Description	RVBD2632c (-)_2958919_2959200
Date	Wed Aug 7 12:50:27 BST 2019
Unique Job ID	1579d5ce09ff8c31

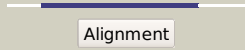
Detailed template
information

#	Template	Alignment Coverage	3D Model	Confidence	% i.d.	Template Information
1	c4wpyA_	 Alignment		100.0	53	PDB header: de novo protein Chain: A: PDB Molecule: protein dl-rv1738; PDBTitle: racemic crystal structure of rv1738 from mycobacterium tuberculosis2 (form-ii)
2	d2fpga1	 Alignment		100.0	99	Fold: dsRBD-like Superfamily: Rv2632c-like Family: Rv2632c-like
3	c6j9mA_	 Alignment		53.2	32	PDB header: hydrolase/hydrolase inhibitor Chain: A: PDB Molecule: crispr-associated endonuclease cas9; PDBTitle: nmebh+acriic2
4	c6j9mF_	 Alignment		51.6	38	PDB header: hydrolase/hydrolase inhibitor Chain: F: PDB Molecule: crispr-associated endonuclease cas9; PDBTitle: nmebh+acriic2
5	c5mhjA_	 Alignment		17.5	29	PDB header: transcription Chain: A: PDB Molecule: major viral transcription factor icp4; PDBTitle: icp4 dna-binding domain, lacking intrinsically disordered region, in2 complex with 12mer dna duplex from its own promoter
6	c2hjdA_	 Alignment		15.6	25	PDB header: signaling protein Chain: A: PDB Molecule: quorum-sensing antiactivator; PDBTitle: crystal structure of a second quorum sensing antiactivator tram2 from2 a. tumefaciens strain a6
7	d1grja1	 Alignment		13.9	35	Fold: Long alpha-hairpin Superfamily: GreA transcript cleavage protein, N-terminal domain Family: GreA transcript cleavage protein, N-terminal domain
8	c6jdxC_	 Alignment		11.9	33	PDB header: hydrolase/hydrolase inhibitor Chain: C: PDB Molecule: crispr-associated endonuclease cas9; PDBTitle: crystal structure of acriic2 dimer in complex with partial nme1cas92 preprocessed with protease alpha-chymotrypsin
9	d2f23a1	 Alignment		9.9	18	Fold: Long alpha-hairpin Superfamily: GreA transcript cleavage protein, N-terminal domain Family: GreA transcript cleavage protein, N-terminal domain
10	c4kzsA_	 Alignment		5.6	33	PDB header: unknown function Chain: A: PDB Molecule: lpp20 lipofamily protein; PDBTitle: crystal structure of the secreted protein hp1454 from the human2 pathogen helicobacter pylori
11	c2voiB_	 Alignment		5.6	75	PDB header: apoptosis Chain: B: PDB Molecule: bh3-interacting domain death agonist p13; PDBTitle: structure of mouse a1 bound to the bid bh3-domain

12	d2rcda1	Alignment		5.2	25	Fold: Cystatin-like Superfamily: NTF2-like Family: BxeB1374-like
13	d3ctda1	Alignment		5.2	19	Fold: post-AAA+ oligomerization domain-like Superfamily: post-AAA+ oligomerization domain-like Family: MgsA/YrvN C-terminal domain-like
14	d1ci4a_	Alignment		5.2	36	Fold: SAM domain-like Superfamily: Barrier-to-autointegration factor, BAF Family: Barrier-to-autointegration factor, BAF

15

[c4fyB_](#)



Alignment



5.1

25

PDB header:translation

Chain: B: **PDB Molecule:**ribosome hibernation protein yhbh;

PDBTitle: high-resolution x-ray structure of hpf from vibrio cholerae