
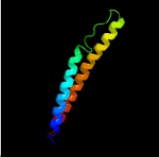

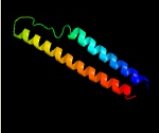


Phyre2

Email	mdejesus@rockefeller.edu
Description	RVBD2769c_(PE27)_3078168_3078995
Date	Wed Aug 7 12:50:42 BST 2019
Unique Job ID	e596e2c8a611dfb7

Detailed template information

#	Template	Alignment Coverage	3D Model	Confidence	% i.d.	Template Information
1	c5xfsA_	 Alignment		99.9	73	PDB header: protein transport Chain: A: PDB Molecule: pe family protein pe8; PDBTitle: crystal structure of pe8-ppe15 in complex with esp95 from m.2 tuberculosis
2	d2g38a1	 Alignment		99.9	35	Fold: Ferritin-like Superfamily: PE/PPE dimer-like Family: PE