


























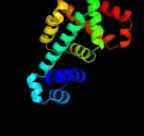





Phyre2

Email	mdejesus@rockefeller.edu
Description	RVBD3058c_(-)_3418723_3419373
Date	Thu Aug 8 16:20:23 BST 2019
Unique Job ID	e2ce03a358e84d9d

Detailed template information

#	Template	Alignment Coverage	3D Model	Confidence	% i.d.	Template Information
1	c1u9nA_	 Alignment		99.9	28	PDB header: dna binding protein Chain: A: PDB Molecule: transcriptional repressor ethr; PDBTitle: crystal structure of the transcriptional regulator ethr in a ligand bound conformation opens therapeutic perspectives3 against tuberculosis and leprosy
2	c3lwjA_	 Alignment		99.9	17	PDB header: transcription regulator Chain: A: PDB Molecule: putative tetr-family transcriptional regulator; PDBTitle: crystal structure of putative tetr-family transcriptional regulator2 (yp_752756.1) from syntrophomonas wolfei str. goettingen at 2.07 a3 resolution
3	c2f07A_	 Alignment		99.9	14	PDB header: transcription Chain: A: PDB Molecule: yvdt; PDBTitle: crystal structure of yvdt from bacillus subtilis
4	c3himA_	 Alignment		99.9	17	PDB header: transcription regulator Chain: A: PDB Molecule: probable transcriptional regulator; PDBTitle: the crystal structure of a bacterial regulatory protein in the tetr2 family from rhodococcus rha1 to 2.2a
5	c3vprA_	 Alignment		99.9	18	PDB header: dna binding protein Chain: A: PDB Molecule: transcriptional regulator, tetr family; PDBTitle: crystal structure of a tetr family transcriptional regulator pfmr from2 thermus thermophilus hb8
6	c3anpD_	 Alignment		99.9	19	PDB header: transcription Chain: D: PDB Molecule: transcriptional repressor, tetr family; PDBTitle: crystal structure of thermus thermophilus fadr, a tetr family2 transcriptional repressor, in complex with lauroyl-coa.
7	c6azhA_	 Alignment		99.9	14	PDB header: transcription Chain: A: PDB Molecule: tetr family transcriptional regulator; PDBTitle: clostridium perfringens putative fatty acid metabolism regulator
8	c3rh2A_	 Alignment		99.9	12	PDB header: dna binding protein Chain: A: PDB Molecule: hypothetical tetr-like transcriptional regulator; PDBTitle: crystal structure of a tetr-like transcriptional regulator (sama_0099)2 from shewanella amazonensis sb2b at 2.42 a resolution
9	c2pbxB_	 Alignment		99.9	9	PDB header: transcription Chain: B: PDB Molecule: hemagglutinin/protease regulatory protein; PDBTitle: vibrio cholerae hapr
10	c5gpcC_	 Alignment		99.9	18	PDB header: transcription, dna binding protein/dna Chain: C: PDB Molecule: transcriptional regulator (tetr/acrr family); PDBTitle: structural analysis of fatty acid degradation regulator fadr from2 bacillus halodurans
11	c4w97A_	 Alignment		99.9	15	PDB header: transcription Chain: A: PDB Molecule: hth-type transcriptional repressor kstr2; PDBTitle: structure of ketosteroid transcriptional regulator kstr2 of2 mycobacterium tuberculosis

12	c3qbmA	Alignment		99.9	15	PDB header: transcription regulator Chain: A: PDB Molecule: tetr transcriptional regulator; PDBTitle: crystal structure of a tetr transcriptional regulator (caur_2221) from2 chloroflexus aurantiacus j-10-fl at 1.80 a resolution
13	c3dcfB	Alignment		99.9	19	PDB header: transcription regulator Chain: B: PDB Molecule: transcriptional regulator of the tetr/acrr family; PDBTitle: crystal structure of transcriptional regulator of the tetr/acrr family2 (yp_290855.1) from thermobifida fusca yx-er1 at 2.50 a resolution
14	c3e7qB	Alignment		99.9	16	PDB header: transcription regulator Chain: B: PDB Molecule: transcriptional regulator; PDBTitle: the crystal structure of the putative transcriptional regulator from2 pseudomonas aeruginosa pao1
15	c2genA	Alignment		99.9	15	PDB header: transcription Chain: A: PDB Molecule: probable transcriptional regulator; PDBTitle: structural genomics, the crystal structure of a probable2 transcriptional regulator from pseudomonas aeruginosa pao1
16	c2hyjA	Alignment		99.9	13	PDB header: transcription Chain: A: PDB Molecule: putative tetr-family transcriptional regulator; PDBTitle: the crystal structure of a tetr-family transcriptional regulator from2 streptomyces coelicolor
17	c3ppbB	Alignment		99.9	16	PDB header: transcription regulator Chain: B: PDB Molecule: putative tetr family transcription regulator; PDBTitle: crystal structure of a putative tetr family transcription regulator2 (shew_3104) from shewanella sp. pv-4 at 2.10 a resolution
18	c3on2C	Alignment		99.9	16	PDB header: structural genomics, unknown function Chain: C: PDB Molecule: probable transcriptional regulator; PDBTitle: structure of a protein with unknown function from rhodococcus sp. rha1
19	c5vI9D	Alignment		99.9	20	PDB header: transcription/dna Chain: D: PDB Molecule: regulatory protein tetr; PDBTitle: crystal structure of eilr in complex with eilo dna element
20	c3pasA	Alignment		99.9	14	PDB header: transcription regulator Chain: A: PDB Molecule: tetr family transcription regulator; PDBTitle: crystal structure of a tetr family transcription regulator (maqu_1417)2 from marinobacter aquaeolei vt8 at 1.90 a resolution
21	c1vi0B	Alignment	not modelled	99.9	18	PDB header: transcription Chain: B: PDB Molecule: transcriptional regulator; PDBTitle: crystal structure of a transcriptional regulator
22	c3bhqB	Alignment	not modelled	99.9	16	PDB header: transcription Chain: B: PDB Molecule: transcriptional regulator; PDBTitle: crystal structure of a putative tetr-family transcriptional regulator2 (mlr_4833) from mesorhizobium loti maff303099 at 1.54 a resolution
23	c3f1bA	Alignment	not modelled	99.9	19	PDB header: transcription regulator Chain: A: PDB Molecule: tetr-like transcriptional regulator; PDBTitle: the crystal structure of a tetr-like transcriptional regulator from2 rhodococcus sp. rha1.
24	c2raeA	Alignment	not modelled	99.9	14	PDB header: transcription Chain: A: PDB Molecule: transcriptional regulator, acrr family protein; PDBTitle: crystal structure of a tetr/acrr family transcriptional regulator from2 rhodococcus sp. rha1
25	c1rktA	Alignment	not modelled	99.9	15	PDB header: transcription Chain: A: PDB Molecule: protein yfir; PDBTitle: crystal structure of yfir, a putative transcriptional regulator from2 bacillus subtilis
26	c3ccyA	Alignment	not modelled	99.9	16	PDB header: transcription regulator Chain: A: PDB Molecule: putative tetr-family transcriptional regulator; PDBTitle: crystal structure of a tetr-family transcriptional regulator from2 bordetella parapertussis 12822
27	c1pb6D	Alignment	not modelled	99.9	18	PDB header: transcription Chain: D: PDB Molecule: hypothetical transcriptional regulator ycdc; PDBTitle: crystal structure of hypothetical transcriptional regulator ycdc
28	c5zrA	Alignment	not modelled	99.9	11	PDB header: transcription Chain: A: PDB Molecule: lmo2088 protein;

28	c2t0A_	Alignment	not modelled	99.9	11	PDBTitle: apo structure of tetr family transcription regulator lmo2088 of2 listeria monocytogenes egde PDB header: transcription regulator
29	c1zkgB_	Alignment	not modelled	99.9	17	Chain: B: PDB Molecule: transcriptional regulator, tetr family; PDBTitle: crystal structure of transcriptional regulator, tetr family (tm1030)2 from thermotoga maritima at 2.30 a resolution
30	c2iaiA_	Alignment	not modelled	99.9	11	PDB header: structural genomics, unknown function Chain: A: PDB Molecule: putative transcriptional regulator sco3833; PDBTitle: crystal structure of sco3833, a member of the tetr transcriptional2 regulator family from streptomyces coelicolor a3
31	c4ichA_	Alignment	not modelled	99.8	13	PDB header: transcription regulator Chain: A: PDB Molecule: transcriptional regulator; PDBTitle: crystal structure of a putative tetr family transcriptional regulator2 from saccharomonospora viridis dsm 43017
32	c4me9B_	Alignment	not modelled	99.8	15	PDB header: transcription regulator Chain: B: PDB Molecule: transcriptional regulator, tetr family; PDBTitle: crystal structure of a transcriptional regulator, tetr family2 (bce_2991) from bacillus cereus atcc 10987 at 2.50 a resolution
33	c2zb9A_	Alignment	not modelled	99.8	18	PDB header: transcription Chain: A: PDB Molecule: putative transcriptional regulator; PDBTitle: crystal structure of tetr family transcription regulator2 sco0332
34	c5d1rA_	Alignment	not modelled	99.8	16	PDB header: transcription Chain: A: PDB Molecule: rv1816 transcriptional regulator; PDBTitle: crystal structure of mycobacterium tuberculosis rv1816 transcriptional2 regulator.
35	c3lsjA_	Alignment	not modelled	99.8	17	PDB header: transcription Chain: A: PDB Molecule: dest; PDBTitle: crystal structure of dest in complex with palmitoyl-coa
36	c2rasB_	Alignment	not modelled	99.8	10	PDB header: transcription Chain: B: PDB Molecule: transcriptional regulator, tetr family; PDBTitle: crystal structure of a putative tetr/acrr family transcriptional2 regulator (saro_0558) from novosphingobium aromaticivorans dsm at3 1.80 a resolution
37	c3c07B_	Alignment	not modelled	99.8	15	PDB header: transcription regulator Chain: B: PDB Molecule: putative tetr-family transcriptional regulator; PDBTitle: crystal structure of a tetr family transcriptional regulator from2 streptomyces coelicolor a3(2)
38	c6mj1A_	Alignment	not modelled	99.8	15	PDB header: dna binding protein Chain: A: PDB Molecule: probable hth-type transcriptional regulator yttp; PDBTitle: crystal structure of refz (regulator of ftsz) from bacillus subtilis
39	c2id3A_	Alignment	not modelled	99.8	24	PDB header: transcription Chain: A: PDB Molecule: putative transcriptional regulator; PDBTitle: crystal structure of transcriptional regulator sco5951 from2 streptomyces coelicolor a3(2)
40	c2nx4A_	Alignment	not modelled	99.8	16	PDB header: structural genomics, unknown function Chain: A: PDB Molecule: transcriptional regulator, tetr family protein; PDBTitle: the crystal structure of athe putative tetr-family transcriptional2 regulator rha06780 from rhodococcus sp. rha1.
41	c1jumB_	Alignment	not modelled	99.8	13	PDB header: transcription Chain: B: PDB Molecule: hypothetical transcriptional regulator in qaca 5'region; PDBTitle: crystal structure of the multidrug binding transcriptional repressor2 qacr bound to the natural drug berberine
42	c5k7fA_	Alignment	not modelled	99.8	13	PDB header: transcription Chain: A: PDB Molecule: transcriptional regulator, tetr family; PDBTitle: crystal structure of apo aibr
43	c2uxoB_	Alignment	not modelled	99.8	16	PDB header: transcription Chain: B: PDB Molecule: hth-type transcriptional regulator ttgr; PDBTitle: ttgr in complex with tetracycline
44	c2qibA_	Alignment	not modelled	99.8	15	PDB header: transcription Chain: A: PDB Molecule: tetr-family transcriptional regulator; PDBTitle: crystal structure of tetr-family transcriptional regulator from2 streptomyces coelicolor
45	c2qtqB_	Alignment	not modelled	99.8	20	PDB header: transcription Chain: B: PDB Molecule: transcriptional regulator, tetr family; PDBTitle: crystal structure of a predicted dna-binding transcriptional regulator2 (saro_1072) from novosphingobium aromaticivorans dsm at 1.85 a3 resolution
46	c3s5rA_	Alignment	not modelled	99.8	15	PDB header: dna binding protein Chain: A: PDB Molecule: transcriptional regulator tetr family; PDBTitle: crystal structure of a putative transcriptional regulator of the tetr2 family (syn_02108) from syntrophus aciditrophicus at 2.60 a3 resolution
47	c2ibdB_	Alignment	not modelled	99.8	18	PDB header: structural genomics, unknown function Chain: B: PDB Molecule: possible transcriptional regulator; PDBTitle: crystal structure of probable transcriptional regulatory protein2 rha5900
48	c2g7sA_	Alignment	not modelled	99.8	16	PDB header: transcription Chain: A: PDB Molecule: transcriptional regulator, tetr family; PDBTitle: the crystal structure of transcriptional regulator, tetr family, from2 agrobacterium tumefaciens
49	c5mwrB_	Alignment	not modelled	99.8	19	PDB header: transcription Chain: B: PDB Molecule: tetr family transcriptional regulator; PDBTitle: the fadr transcription regulator from sulfolobus acidocaldarius
50	c3eupA_	Alignment	not modelled	99.8	11	PDB header: transcription regulator Chain: A: PDB Molecule: transcriptional regulator, tetr family; PDBTitle: the crystal structure of the transcriptional regulator, tetr family2 from cytophaga hutchinsonii
51	c2fbqA_	Alignment	not modelled	99.8	17	PDB header: transcription Chain: A: PDB Molecule: probable transcriptional regulator; PDBTitle: the crystal structure of transcriptional regulator pa3006
						PDB header: transcription Chain: A: PDB Molecule: tetr family transcriptional regulator;

52	c3nrgA_	Alignment	not modelled	99.8	12	PDBTitle: crystal structure of a tetr family transcriptional regulator2 (caur_2714) from chloroflexus aurantiacus j-10-fl at 2.56 a3 resolution
53	c3mnlA_	Alignment	not modelled	99.8	18	PDB header: transcription regulator Chain: A: PDB Molecule: transcriptional regulatory protein (probably tetr-family); PDBTitle: the crystal structure of kstr (rv3574) from mycobacterium tuberculosis2 h37rv
54	c2qcoA_	Alignment	not modelled	99.8	12	PDB header: transcription Chain: A: PDB Molecule: cmer; PDBTitle: crystal structure of the transcriptional regulator cmer from2 campylobacter jejuni
55	c2g3bB_	Alignment	not modelled	99.8	17	PDB header: transcription Chain: B: PDB Molecule: putative tetr-family transcriptional regulator; PDBTitle: crystal structure of putative tetr-family transcriptional regulator2 from rhodococcus sp.
56	c3nnrA_	Alignment	not modelled	99.8	14	PDB header: transcription Chain: A: PDB Molecule: transcriptional regulator, tetr family; PDBTitle: crystal structure of a tetr-family transcriptional regulator2 (maqu_3571) from marinobacter aquaeolei vt8 at 2.49 a resolution
57	c5d19A_	Alignment	not modelled	99.8	19	PDB header: transcription Chain: A: PDB Molecule: tetr family transcriptional regulator; PDBTitle: crystal structure of mycobacterium tuberculosis rv0302, form ii
58	c3bcgA_	Alignment	not modelled	99.8	13	PDB header: transcription regulator Chain: A: PDB Molecule: hth-type transcriptional regulator acrr; PDBTitle: conformational changes of the acrr regulator reveal a2 mechanism of induction
59	c3bruA_	Alignment	not modelled	99.8	16	PDB header: transcription Chain: A: PDB Molecule: regulatory protein, tetr family; PDBTitle: crystal structure of regulatory protein tetr from rhodobacter2 sphaeroides
60	c6ayhA_	Alignment	not modelled	99.8	19	PDB header: transcription Chain: A: PDB Molecule: tetr family transcriptional regulator; PDBTitle: salmonella enterica gusr
61	c2dg7A_	Alignment	not modelled	99.8	20	PDB header: gene regulation Chain: A: PDB Molecule: putative transcriptional regulator; PDBTitle: crystal structure of the putative transcriptional regulator sco03372 from streptomyces coelicolor a3(2)
62	c3vuqD_	Alignment	not modelled	99.8	18	PDB header: transcription regulator Chain: D: PDB Molecule: transcriptional regulator (tetr/acrr family); PDBTitle: crystal structure of ttha0167, a transcriptional regulator, tetr/acrr2 family from thermus thermophilus hb8
63	c3g7rB_	Alignment	not modelled	99.8	12	PDB header: transcription regulator Chain: B: PDB Molecule: putative transcriptional regulator; PDBTitle: crystal structure of sco4454, a tetr-family transcriptional regulator2 from streptomyces coelicolor
64	c2o7tA_	Alignment	not modelled	99.8	13	PDB header: transcription Chain: A: PDB Molecule: transcriptional regulator; PDBTitle: crystal structure of a tetr family transcriptional regulator2 (ncgl1578, cgl1640) from corynebacterium glutamicum at 2.10 a3 resolution
65	c2hytA_	Alignment	not modelled	99.8	17	PDB header: transcription Chain: A: PDB Molecule: tetr-family transcriptional regulator; PDBTitle: crystal structure of a tetr-family transcriptional regulator (eca1819)2 from pectobacterium atrosepticum at 1.64 a resolution
66	c3gziA_	Alignment	not modelled	99.8	18	PDB header: transcription Chain: A: PDB Molecule: transcriptional regulator, tetr family; PDBTitle: crystal structure of a transcriptional regulator of the tetr family2 (shew_3567) from shewanella loihica pv-4 at 2.05 a resolution
67	c5dajB_	Alignment	not modelled	99.8	19	PDB header: transcription regulator Chain: B: PDB Molecule: nald; PDBTitle: crystal structure of nald, the secondary repressor of mexab-oprm2 multidrug efflux pump in pseudomonas aeruginosa
68	c3mvpA_	Alignment	not modelled	99.8	14	PDB header: transcription regulator Chain: A: PDB Molecule: tetr/acrr transcriptional regulator; PDBTitle: the crystal structure of a tetr/acrr transcriptional regulator from2 streptococcus mutans to 1.85a
69	c2zcxA_	Alignment	not modelled	99.8	19	PDB header: transcription Chain: A: PDB Molecule: tetr-family transcriptional regulator; PDBTitle: crystal structure of tetr family transcriptional regulator2 sco7815
70	c5fglA_	Alignment	not modelled	99.8	9	PDB header: apoptosis Chain: A: PDB Molecule: nicr; PDBTitle: co-crystal structure of nicr2_hsp
71	c5ovvA_	Alignment	not modelled	99.8	18	PDB header: dna binding protein Chain: A: PDB Molecule: putative transcriptional regulator, tetr family; PDBTitle: crystal structure of mab_4384 tetr
72	c2qwtA_	Alignment	not modelled	99.8	17	PDB header: transcription Chain: A: PDB Molecule: transcriptional regulator, tetr family; PDBTitle: crystal structure of the tetr transcription regulatory protein from2 mycobacterium vanbaalenii
73	c3dewA_	Alignment	not modelled	99.8	17	PDB header: transcription regulator Chain: A: PDB Molecule: transcriptional regulator, tetr family; PDBTitle: the structure of a putative tetr family transcriptional regulator from2 geobacter sulfurreducens pca.
74	c1ui6B_	Alignment	not modelled	99.8	19	PDB header: antibiotic Chain: B: PDB Molecule: a-factor receptor homolog; PDBTitle: crystal structure of gamma-butyrolactone receptor (arpa-like protein)
75	c2hkuB_	Alignment	not modelled	99.8	14	PDB header: transcription regulator Chain: B: PDB Molecule: a putative transcriptional regulator; PDBTitle: structural genomics, the crystal structure of a putative2 transcriptional regulator from rhodococcus sp. rha1
76	c3vibD_	Alignment	not modelled	99.8	13	PDB header: dna binding protein Chain: D: PDB Molecule: mtrr; PDBTitle: structural basis for multidrug recognition and antimicrobial2 resistance by mtrr, an efflux pump regulator from neisseria3 qonorrhoeae

77	c3bjbE	Alignment	not modelled	99.8	19	PDB header: transcription regulator Chain: E: PDB Molecule: probable transcriptional regulator, tetr family protein; PDBTitle: crystal structure of a tetr transcriptional regulator from rhodococcus2 sp. rha1
78	c5d1wD	Alignment	not modelled	99.8	13	PDB header: transcription Chain: D: PDB Molecule: rv3249c transcriptional regulator; PDBTitle: crystal structure of mycobacterium tuberculosis rv3249c2 transcriptional regulator.
79	c4nn1A	Alignment	not modelled	99.8	18	PDB header: transcription Chain: A: PDB Molecule: transcriptional regulator; PDBTitle: crystal structure of transcriptional regulator rv1219c of2 mycobacterium tuberculosis
80	c6g8hC	Alignment	not modelled	99.8	19	PDB header: transcription Chain: C: PDB Molecule: tetr/acrr family transcriptional regulator; PDBTitle: flavonoid-responsive regulator frfa in complex with naringenin
81	c3npiB	Alignment	not modelled	99.8	15	PDB header: gene regulation Chain: B: PDB Molecule: tetr family regulatory protein; PDBTitle: crystal structure of a tetr family regulatory protein (dip1788) from2 corynebacterium diphtheriae at 2.96 a resolution
82	c4za6A	Alignment	not modelled	99.8	16	PDB header: signaling protein Chain: A: PDB Molecule: tetr family transcriptional regulator; PDBTitle: structure of the r. erythropolis transcriptional repressor qsdr from2 tetr family
83	c1t33B	Alignment	not modelled	99.8	12	PDB header: transcription Chain: B: PDB Molecule: putative transcriptional repressor (tetr/acrr family); PDBTitle: structural genomics, the crystal structure of a putative2 transcriptional repressor (tetr/acrr family) from salmonella3 typhimurim lt2
84	c4gctA	Alignment	not modelled	99.8	14	PDB header: dna binding protein/dna Chain: A: PDB Molecule: nucleoid occlusion factor slma; PDBTitle: structure of no factor protein-dna complex
85	c3rd3B	Alignment	not modelled	99.8	14	PDB header: transcription Chain: B: PDB Molecule: probable transcriptional regulator; PDBTitle: structure of pseudomonas aeruginosa transcriptional regulator pa2196
86	c4udsA	Alignment	not modelled	99.8	15	PDB header: transcription Chain: A: PDB Molecule: mhdr regulator; PDBTitle: crystal structure of mhdr regulator from azoarcus sp. cib
87	c2rekA	Alignment	not modelled	99.8	23	PDB header: transcription Chain: A: PDB Molecule: putative tetr-family transcriptional regulator; PDBTitle: crystal structure of tetr-family transcriptional regulator
88	c2fq4A	Alignment	not modelled	99.8	20	PDB header: transcription regulator Chain: A: PDB Molecule: transcriptional regulator, tetr family; PDBTitle: the crystal structure of the transcriptional regulator (tetr family)2 from bacillus cereus
89	c4g12A	Alignment	not modelled	99.8	17	PDB header: dna binding protein Chain: A: PDB Molecule: probable transcriptional regulatory protein (probably tetr- PDBTitle: crystal structure of putative tetr family transcriptional regulator,2 fad35r, from mycobacterium tuberculosis
90	c2np5A	Alignment	not modelled	99.8	17	PDB header: transcription Chain: A: PDB Molecule: transcriptional regulator; PDBTitle: crystal structure of a transcriptional regulator (rha1_ro04179) from2 rhodococcus sp. rha1.
91	c3he0A	Alignment	not modelled	99.8	18	PDB header: transcription regulator Chain: A: PDB Molecule: transcriptional regulator, tetr family; PDBTitle: the structure of a putative transcriptional regulator tetr family2 protein from vibrio parahaemolyticus.
92	c4yzeD	Alignment	not modelled	99.8	11	PDB header: transcription Chain: D: PDB Molecule: hth-type transcriptional repressor nemr; PDBTitle: crystal structure of e.coli nemr reduced form
93	c2gfnA	Alignment	not modelled	99.8	15	PDB header: transcription Chain: A: PDB Molecule: hth-type transcriptional regulator pksa related protein; PDBTitle: crystal structure of hth-type transcriptional regulator pksa related2 protein from rhodococcus sp. rha1
94	c5xazD	Alignment	not modelled	99.8	19	PDB header: dna binding protein Chain: D: PDB Molecule: gamma-butyrolactone receptor protein; PDBTitle: crystal structure of full length native tylp, a tetr regulator from2 streptomyces fradiae
95	c2wuiA	Alignment	not modelled	99.8	18	PDB header: transcription Chain: A: PDB Molecule: transcriptional regulator; PDBTitle: crystal structure of mexz, a key repressor responsible for2 antibiotic resistance in pseudomonas aeruginosa.
96	c5n1cA	Alignment	not modelled	99.8	16	PDB header: dna binding protein Chain: A: PDB Molecule: probable transcriptional regulatory protein; PDBTitle: iodinated form of the mycobacterium tuberculosis repressor ethr2
97	c5xs9B	Alignment	not modelled	99.8	16	PDB header: transcription Chain: B: PDB Molecule: tetr family transcriptional regulator; PDBTitle: crystal structure of mycobacterium smegmatis bloq
98	c3f0cA	Alignment	not modelled	99.8	10	PDB header: transcription regulator Chain: A: PDB Molecule: transcriptional regulator; PDBTitle: crystal structure of transcriptional regulator from cytophaga2 hutchinsonii atcc 33406
99	c4cgrA	Alignment	not modelled	99.8	18	PDB header: transcription regulator; Chain: A: PDB Molecule: putative tetr-family transcriptional regulator; PDBTitle: structure of regulator protein sco3201 from streptomyces coelicolor
100	c1zk8A	Alignment	not modelled	99.8	11	PDB header: transcription regulator Chain: A: PDB Molecule: transcriptional regulator, tetr family; PDBTitle: crystal structure of transcriptional regulator from bacillus cereus2 atcc 14579
						PDB header: transcription regulator

101	c3vw0D_	Alignment	not modelled	99.8	16	Chain: D: PDB Molecule: putative regulatory protein; PDBTitle: crystal structure of the dequalinium-bound form of ramr2 (transcriptional regulator of tetr family) from salmonella3 typhimurium
102	c3on4D_	Alignment	not modelled	99.8	11	PDB header: transcription Chain: D: PDB Molecule: transcriptional regulator, tetr family; PDBTitle: crystal structure of tetr transcriptional regulator from legionella2 pneumophila
103	c4jl3B_	Alignment	not modelled	99.8	22	PDB header: transcription/dna Chain: B: PDB Molecule: transcriptional regulator, tetr family; PDBTitle: crystal structure of ms6564-dna complex
104	c6ayiA_	Alignment	not modelled	99.8	17	PDB header: transcription Chain: A: PDB Molecule: hth-type transcriptional regulator uidr; PDBTitle: escherichia coli gusr
105	c3c2bA_	Alignment	not modelled	99.8	19	PDB header: transcription regulator Chain: A: PDB Molecule: transcriptional regulator, tetr family; PDBTitle: crystal structure of tetr transcriptional regulator from agrobacterium2 tumefaciens
106	c3v6gA_	Alignment	not modelled	99.8	15	PDB header: transcription Chain: A: PDB Molecule: probable transcriptional regulatory protein (probably deor- PDBTitle: crystal structure of transcriptional regulator
107	c5e57B_	Alignment	not modelled	99.8	18	PDB header: translation Chain: B: PDB Molecule: transcription regulator amtr; PDBTitle: crystal structure of mycobacterium smegmatis amtr
108	c3cjdB_	Alignment	not modelled	99.8	13	PDB header: transcription regulator Chain: B: PDB Molecule: transcriptional regulator, tetr family; PDBTitle: crystal structure of putative tetr transcriptional regulator2 (yp_510936.1) from jannaschia sp. ccs1 at 1.79 a resolution
109	c3djpB_	Alignment	not modelled	99.8	19	PDB header: dna binding protein Chain: B: PDB Molecule: transcription regulator, tetr family; PDBTitle: the crystal structure of a tetr transcription regulator2 from silicibacter pomeroyi dss
110	c3knwB_	Alignment	not modelled	99.8	14	PDB header: transcription regulator Chain: B: PDB Molecule: putative transcriptional regulator (tetr/acrr family); PDBTitle: crystal structure of a putative transcriptional regulator (tetr/acrr2 family member) from putative transcriptional regulator (tetr/acrr3 family)
111	c3bniA_	Alignment	not modelled	99.8	15	PDB header: transcription regulator Chain: A: PDB Molecule: putative tetr-family transcriptional regulator; PDBTitle: crystal structure of tetr-family transcriptional regulator from2 streptomyces coelicolor
112	c3jsjC_	Alignment	not modelled	99.8	20	PDB header: transcription Chain: C: PDB Molecule: putative tetr-family transcriptional regulator; PDBTitle: crystal structure of a putative tetr-transcriptional regulator2 (sav143) from streptomyces avermitilis ma-4680 at 2.10 a resolution
113	c3geuC_	Alignment	not modelled	99.8	12	PDB header: cell adhesion Chain: C: PDB Molecule: intercellular adhesion protein r; PDBTitle: crystal structure of icar from staphylococcus aureus, a member of the2 tetracycline repressor protein family
114	c2jk3A_	Alignment	not modelled	99.8	12	PDB header: transcription Chain: A: PDB Molecule: hemolysin ii regulatory protein; PDBTitle: crystal structure of the hlyiir mutant protein with2 residues 169-186 substituted by gssgsg linker
115	c3colB_	Alignment	not modelled	99.8	13	PDB header: transcription regulator Chain: B: PDB Molecule: putative transcription regulator; PDBTitle: crystal structure of putative transcription regulator from2 lactobacillus plantarum
116	c2q24A_	Alignment	not modelled	99.8	17	PDB header: transcription Chain: A: PDB Molecule: putative tetr family transcriptional regulator; PDBTitle: crystal structure of tetr transcriptional regulator sco0520 from2 streptomyces coelicolor
117	c2d6yA_	Alignment	not modelled	99.8	15	PDB header: gene regulation Chain: A: PDB Molecule: putative tetr family regulatory protein; PDBTitle: crystal structure of transcriptional factor sco4008 from streptomyces2 coelicolor a3(2)
118	c2oi8A_	Alignment	not modelled	99.8	15	PDB header: transcription Chain: A: PDB Molecule: putative regulatory protein sco4313; PDBTitle: crystal structure of putative regulatory protein sco4313
119	c3cwrA_	Alignment	not modelled	99.8	11	PDB header: transcription regulator Chain: A: PDB Molecule: transcriptional regulator, tetr family; PDBTitle: crystal structure of transcriptional regulator of tetr family2 (yp_425770.1) from rhodospirillum rubrum atcc 11170 at 1.50 a3 resolution
120	c3qkxB_	Alignment	not modelled	99.8	13	PDB header: transcription regulator Chain: B: PDB Molecule: uncharacterized hth-type transcriptional regulator hi_0893; PDBTitle: crystal structure of a tetr-family transcriptional regulator (hi0893)2 from haemophilus influenzae rd at 2.35 a resolution