









Phyre2

Email	mdejesus@rockefeller.edu
Description	RVBD3434c_(-)_3853395_3854108
Date	Fri Aug 9 18:20:10 BST 2019
Unique Job ID	78bd0b16a84f5a7c

Detailed template
information

#	Template	Alignment Coverage	3D Model	Confidence	% i.d.	Template Information
1	d3b45a1	 Alignment		99.9	16	Fold: Rhomboid-like Superfamily: Rhomboid-like Family: Rhomboid-like
2	d2nr9a1	 Alignment		99.9	11	Fold: Rhomboid-like Superfamily: Rhomboid-like Family: Rhomboid-like
3	c2n2aA_	 Alignment		6.1	14	PDB header: membrane protein Chain: A; PDB Molecule: receptor tyrosine-protein kinase erbB-2; PDBTitle: spatial structure of her2/erbB2 dimeric transmembrane domain in the presence of cytoplasmic juxtamembrane domains
4	c2micA_	 Alignment		5.4	20	PDB header: membrane protein Chain: A; PDB Molecule: tumor necrosis factor receptor superfamily member 16; PDBTitle: nmr structure of p75 transmembrane domain in dpc micelles