
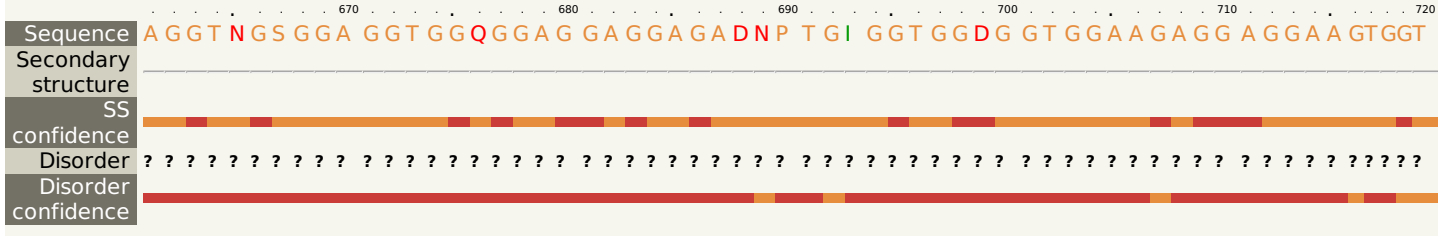
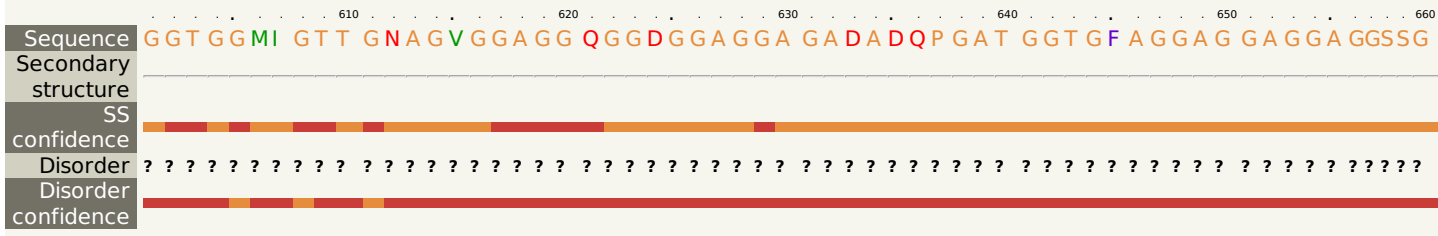
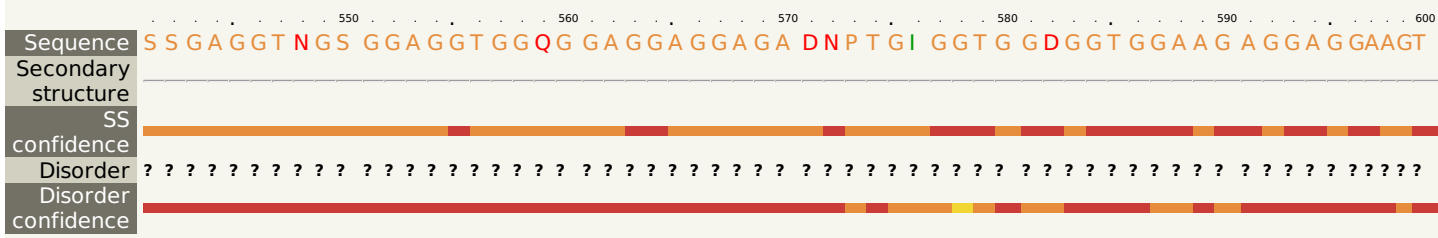
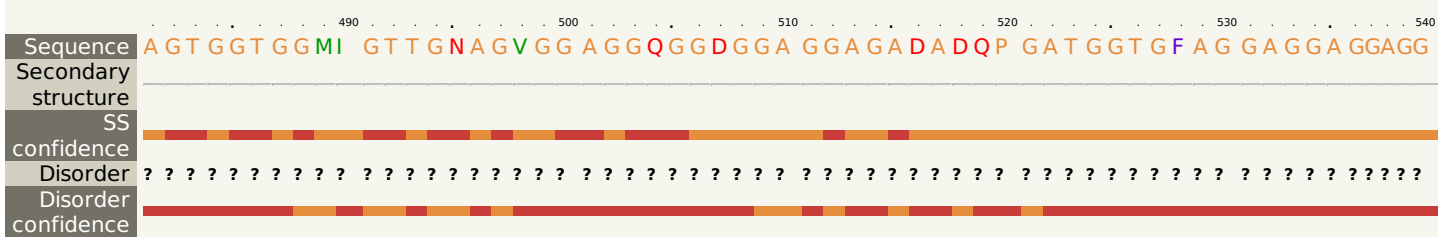


Phyre2

Email mdejesus@rockefeller.edu
Description RVBD3514_(PE_PGRS57)_3945973_3950442
Date Fri Aug 9 18:20:19 BST 2019
Unique Job ID bea142b880bb2871

Secondary structure and disorder prediction





Sequence GGDGGNAGTG AGDPGKGGTGT GTGGTGGSGG AGGSGGANFN GGTGGTGGTG GKGG LNTDGL
Secondary structure
SS confidence
Disorder
Disorder confidence

970 980 990 1000 1010 1020
Sequence SSATS GTGGT GGTGKGGTGGAGDD SAGGT GGTGGAGGNA GAGGLANTGGTAGNAGI GGD
Secondary structure
SS confidence
Disorder
Disorder confidence

1030 1040 1050 1060 1070 1080
Sequence GGQGGNQQG DSGSGLGGQP F AGGAGGKG GAGGSSGAGGT NGS GGAGGA GGQGGAGGAG
Secondary structure
SS confidence
Disorder
Disorder confidence

1090 1100 1110 1120 1130 1140
Sequence ISFSNGSNGGTGGTGGVGGT GGDGGNAGTG AGDPGKGGTGT GTGGTGGSGG AGGSGGANFN
Secondary structure
SS confidence
Disorder
Disorder confidence

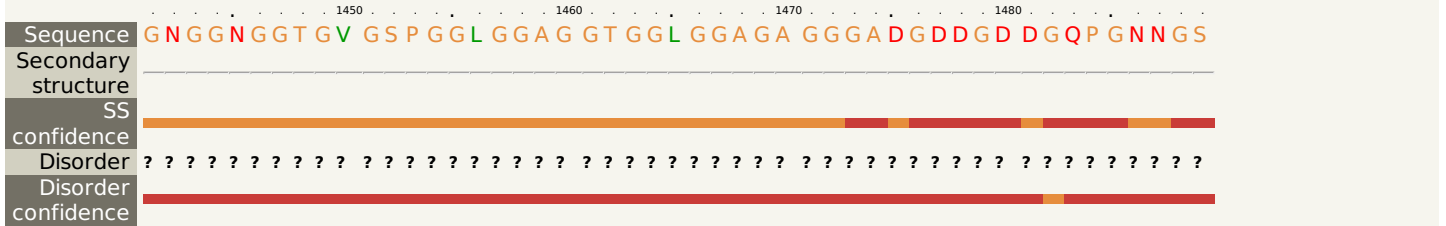

1150 1160 1170 1180 1190 1200
Sequence GGTGGTGGTGT GTGGKGGMGGI AGDGGPGGD GGNAGVGGKG GTNGNGSSGGTGGTGGAGGN
Secondary structure
SS confidence
Disorder
Disorder confidence

1210 1220 1230 1240 1250 1260
Sequence AGAGGLANTGGTAGNAGI GGDGGQGGNQQGDSGSGLGGQPGFAGGPGGKGGAGGNAGTG
Secondary structure
SS confidence
Disorder
Disorder confidence

1270 1280 1290 1300 1310 1320
Sequence GTNGS GAGGA GGQGGAGGAGI SFSNGSNGGTGGTGGVGGT GGDGGNAGTG AGDPGKGGTGT
Secondary structure
SS confidence
Disorder
Disorder confidence

1330 1340 1350 1360 1370 1380
Sequence GTGGTGGSGG AGGSGGANFN GGTGGTGGTGT GTGGKGGMGGI AGDGGPGGD GGNAGVGGKG
Secondary structure
SS confidence
Disorder
Disorder confidence

1390 1400 1410 1420 1430 1440
Sequence GTNGNGSSGGTGGTGGP GGS GGAPTGS GTGKGGAGGDDG DGADGGAATGVGDGGDGGNG
Secondary structure



Confidence Key
 High(9) Low (0)
 ? Disordered (94%)
 Alpha helix (5%)
 Beta strand (0%)