
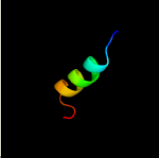



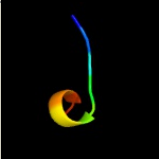


Phyre2

Email	mdejesus@rockefeller.edu
Description	RVBD3642c_(-)_4080750_4080944
Date	Fri Aug 9 18:20:33 BST 2019
Unique Job ID	ba3377874f5c678c

Detailed template information

#	Template	Alignment Coverage	3D Model	Confidence	% i.d.	Template Information
1	c6btcA_	 Alignment		8.6	40	PDB header: dna binding protein Chain: A: PDB Molecule: lp1413 - sccmec type iv-encoded dna binding protein; PDBTitle: sccmec type iv lp1413 - nucleic acids binding protein
2	c2q5dD_	 Alignment		6.7	86	PDB header: protein transport Chain: D: PDB Molecule: snurportin-1; PDBTitle: crystal structure of human importin beta bound to the snurportin1 ibb-2 domain second crystal form
3	d2hf5a1	 Alignment		5.6	67	Fold: EF Hand-like Superfamily: EF-hand Family: Calmodulin-like